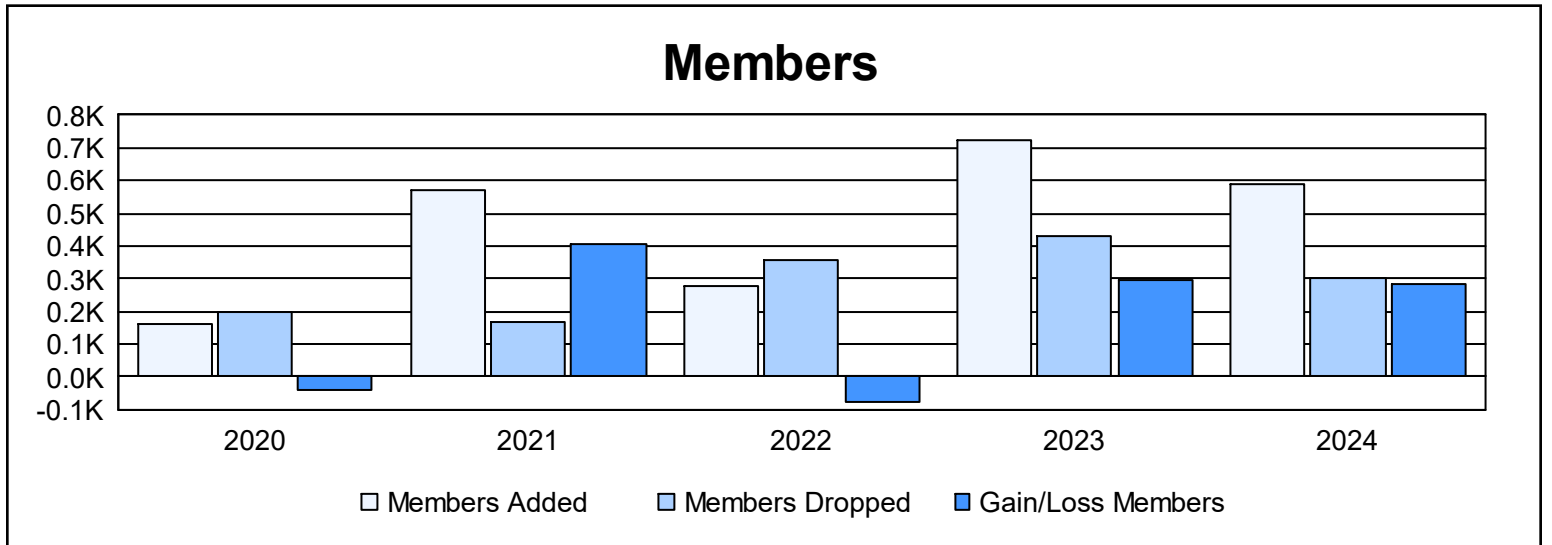
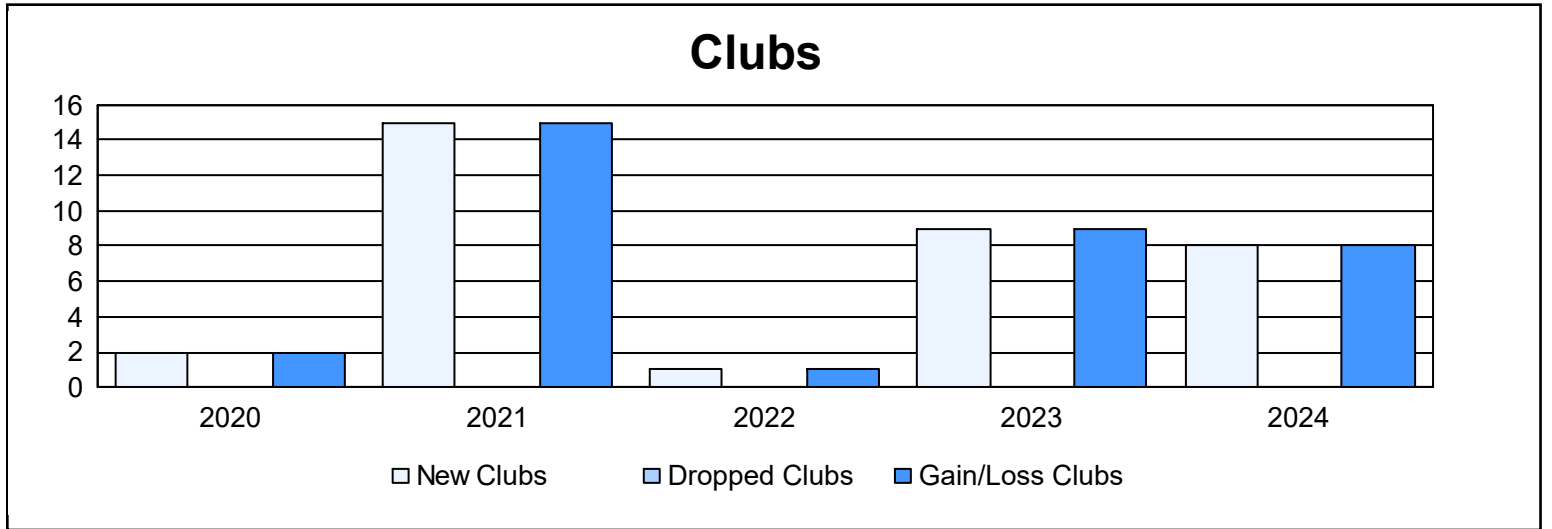
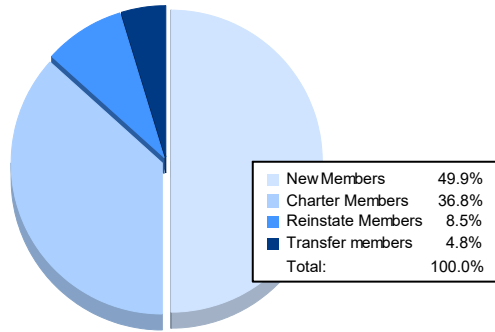


Year	New Clubs	Dropped Clubs	Gain/ Loss Clubs	New Members	Charter Members	Reinstate Members	Transfer Members	Total Member Added	Total Members Dropped	Gain/ Loss Members
2019-2020	2	0	2	107	42	9	5	163	200	-37
2020-2021	15	0	15	197	343	20	11	571	168	403
2021-2022	1	0	1	230	27	11	11	279	354	-75
2022-2023	9	0	9	332	322	68	3	725	432	293
2023-2024	8	0	8	293	216	50	28	587	301	286
<b>Average</b>	<b>7</b>	<b>0</b>	<b>7</b>	<b>232</b>	<b>190</b>	<b>32</b>	<b>12</b>	<b>465</b>	<b>291</b>	<b>174</b>



### Membership Composition June 2024 Cumulative



### Gender Composition June 2024 Cumulative

