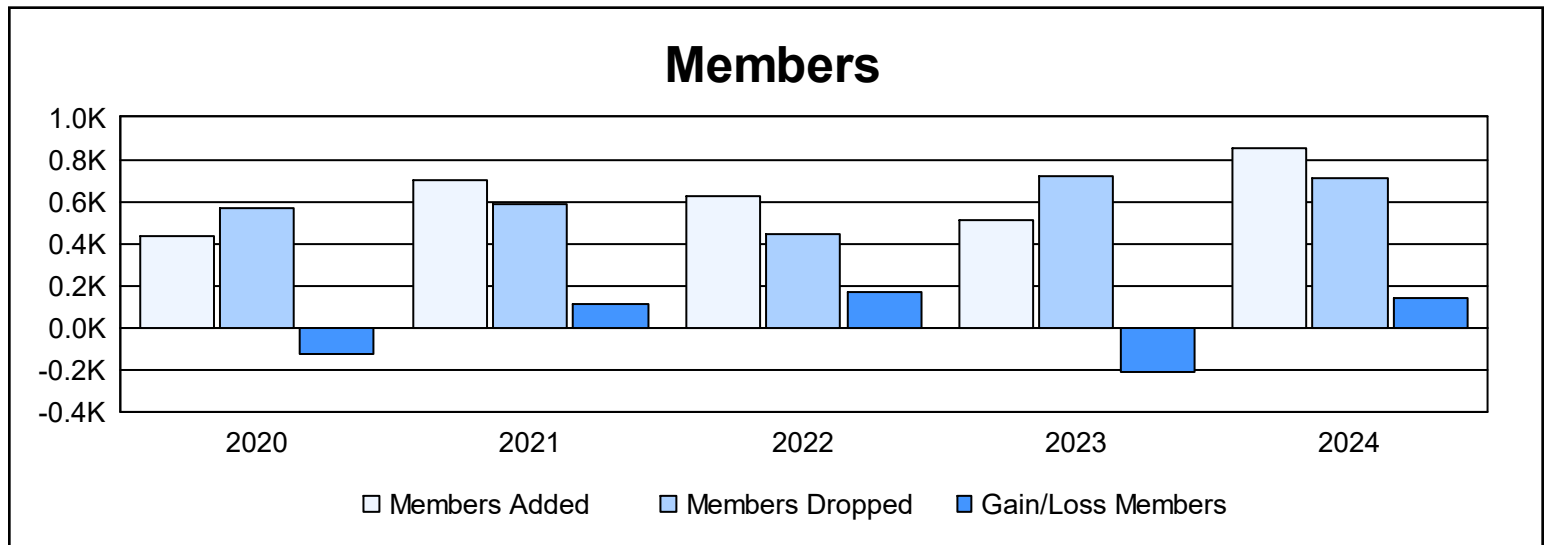
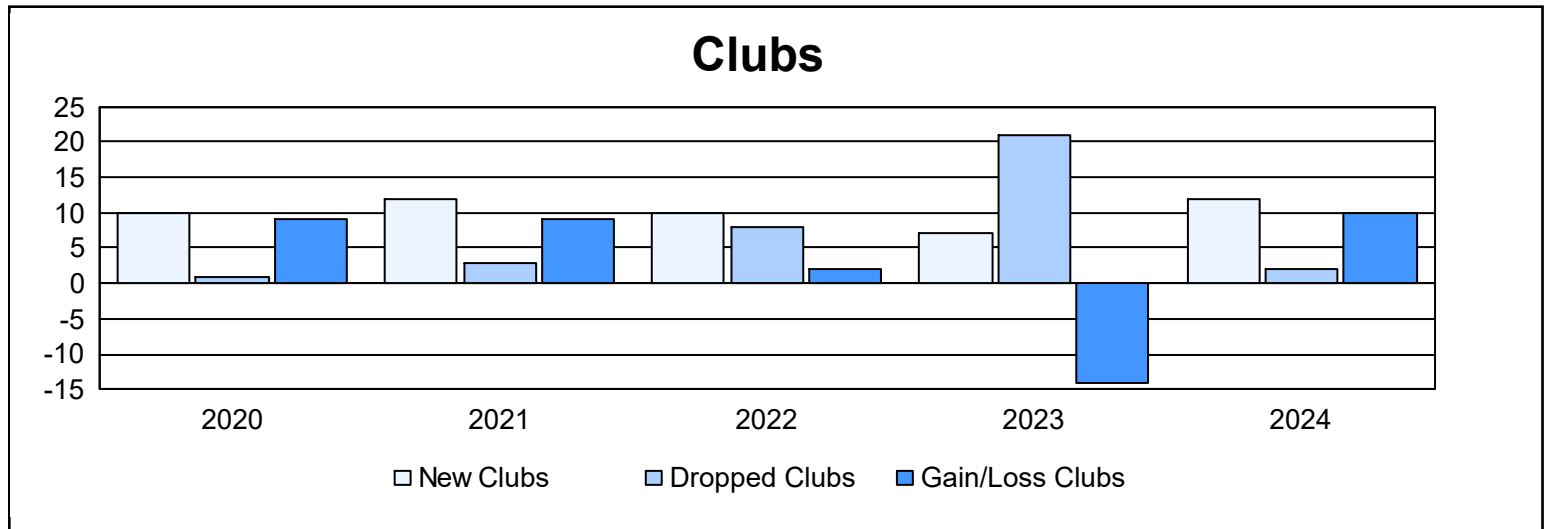
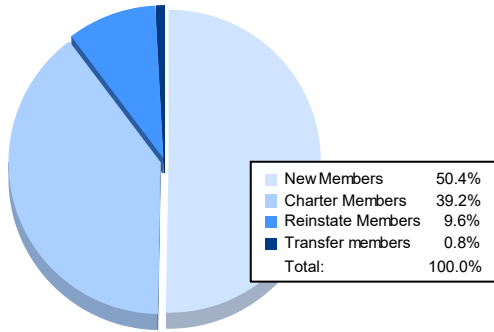


Year	New Clubs	Dropped Clubs	Gain/ Loss Clubs	New Members	Charter Members	Reinstate Members	Transfer Members	Total Member Added	Total Members Dropped	Gain/ Loss Members
2019-2020	10	1	9	187	232	17	2	438	567	-129
2020-2021	12	3	9	298	356	24	23	701	589	112
2021-2022	10	8	2	344	241	19	16	620	448	172
2022-2023	7	21	-14	286	199	19	5	509	724	-215
2023-2024	12	2	10	431	335	82	7	855	714	141
<b>Average</b>	<b>10</b>	<b>7</b>	<b>3</b>	<b>309</b>	<b>273</b>	<b>32</b>	<b>11</b>	<b>625</b>	<b>608</b>	<b>16</b>



### Membership Composition June 2024 Cumulative



### Gender Composition June 2024 Cumulative

