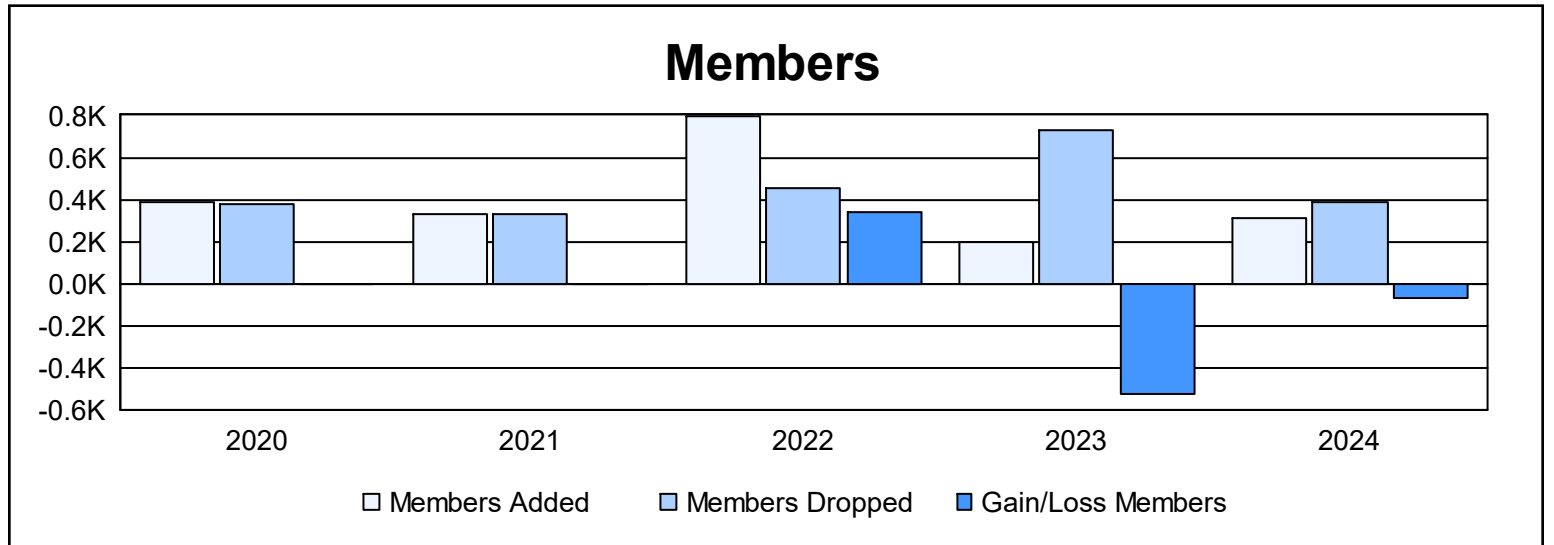
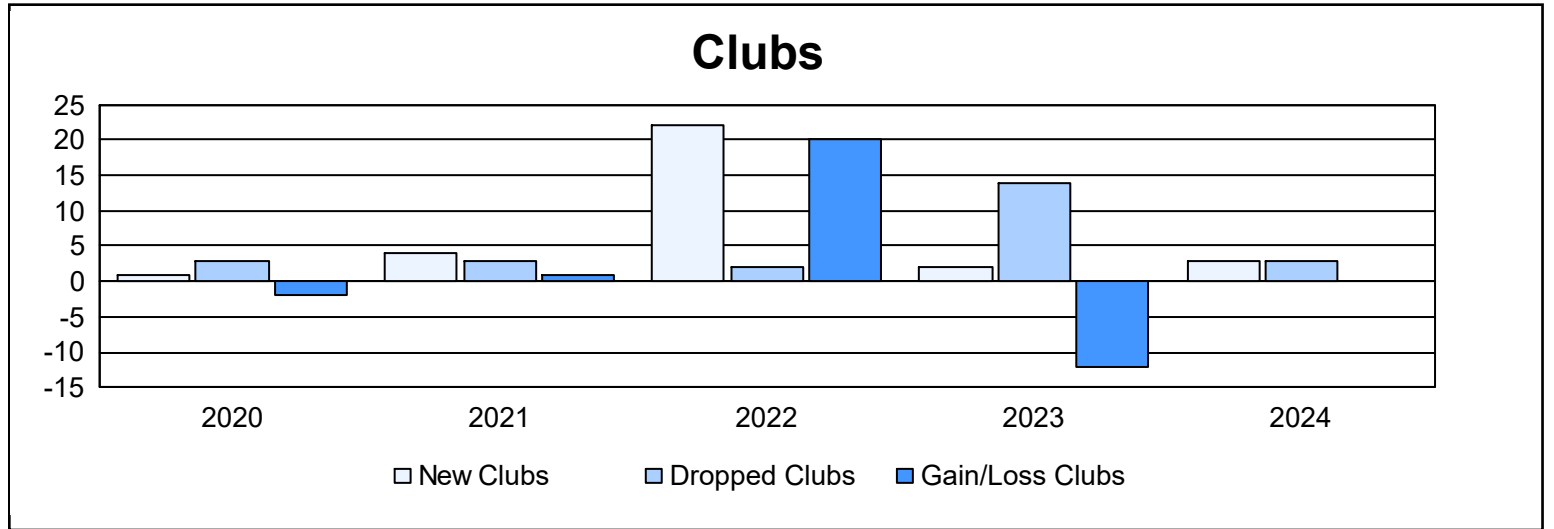
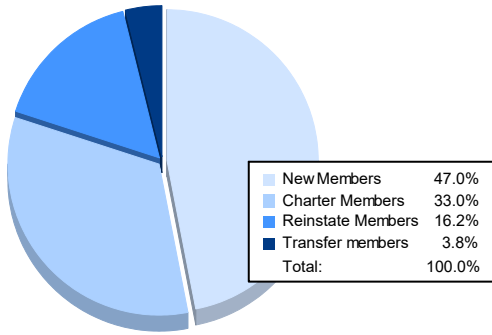


Year	New Clubs	Dropped Clubs	Gain/ Loss Clubs	New Members	Charter Members	Reinstate Members	Transfer Members	Total Member Added	Total Members Dropped	Gain/ Loss Members
2019-2020	1	3	-2	329	21	17	15	382	381	1
2020-2021	4	3	1	224	96	4	4	328	333	-5
2021-2022	22	2	20	248	521	26	0	795	453	342
2022-2023	2	14	-12	92	47	51	11	201	725	-524
2023-2024	3	3	0	148	104	51	12	315	384	-69
<b>Average</b>	<b>6</b>	<b>5</b>	<b>1</b>	<b>208</b>	<b>158</b>	<b>30</b>	<b>8</b>	<b>404</b>	<b>455</b>	<b>-51</b>



### Membership Composition June 2024 Cumulative



### Gender Composition June 2024 Cumulative

