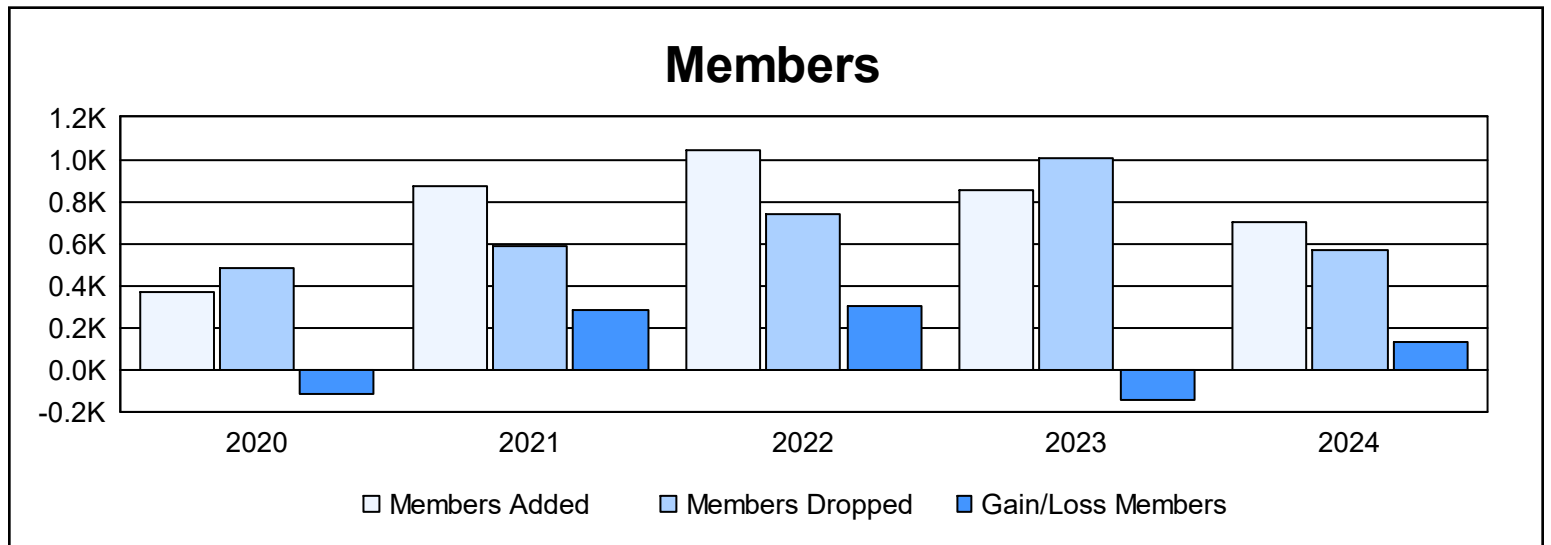
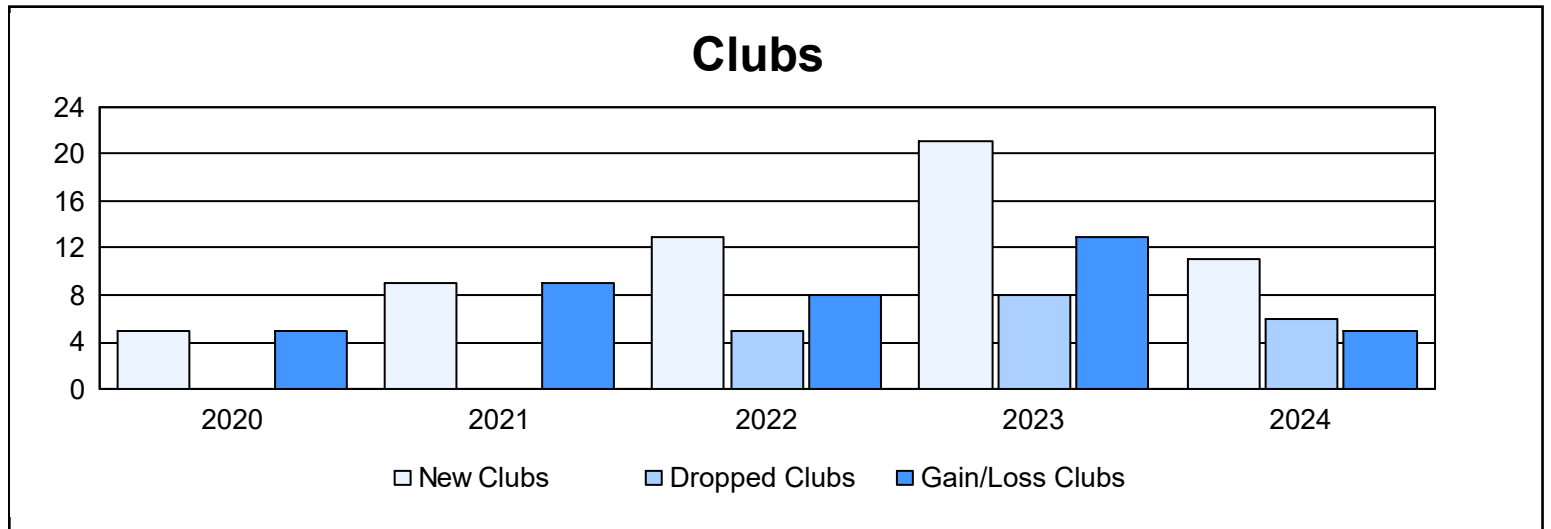
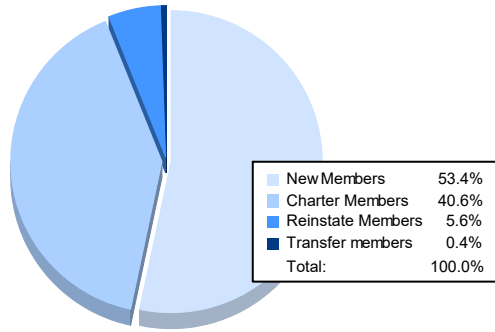


| Year | New Clubs | Dropped Clubs | Gain/ Loss Clubs | New Members | Charter Members | Reinstate Members | Transfer Members | Total Member Added | Total Members Dropped | Gain/ Loss Members |
|----------------|-----------|---------------|------------------|-------------|-----------------|-------------------|------------------|--------------------|-----------------------|--------------------|
| 2019-2020 | 5 | 0 | 5 | 195 | 135 | 20 | 16 | 366 | 481 | -115 |
| 2020-2021 | 9 | 0 | 9 | 528 | 288 | 52 | 6 | 874 | 588 | 286 |
| 2021-2022 | 13 | 5 | 8 | 568 | 414 | 54 | 11 | 1,047 | 743 | 304 |
| 2022-2023 | 21 | 8 | 13 | 277 | 514 | 54 | 10 | 855 | 1,004 | -149 |
| 2023-2024 | 11 | 6 | 5 | 375 | 285 | 39 | 3 | 702 | 568 | 134 |
| Average | 12 | 4 | 8 | 389 | 327 | 44 | 9 | 769 | 677 | 92 |



Membership Composition June 2024 Cumulative



Gender Composition June 2024 Cumulative

