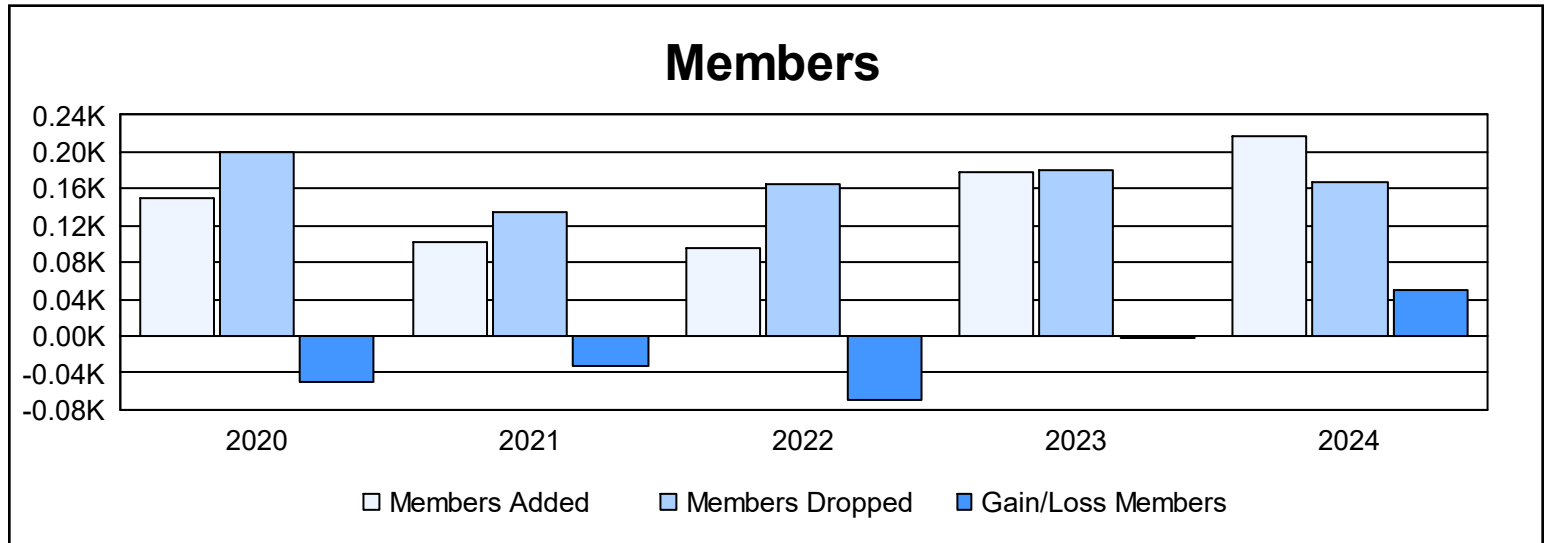
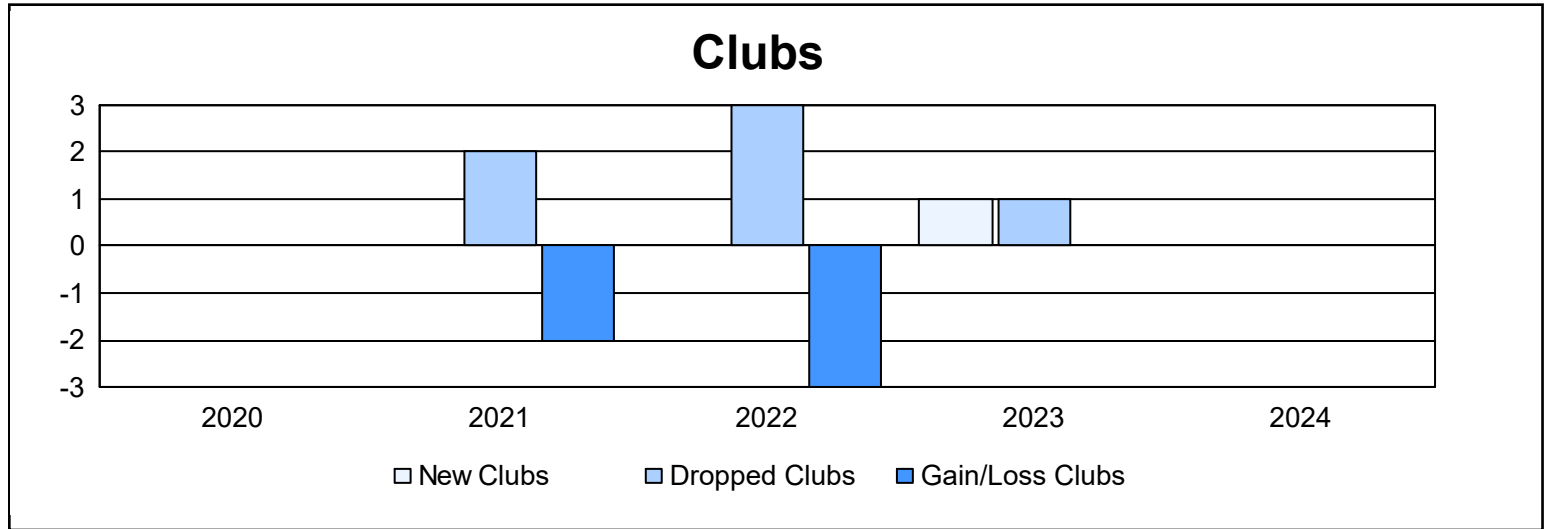
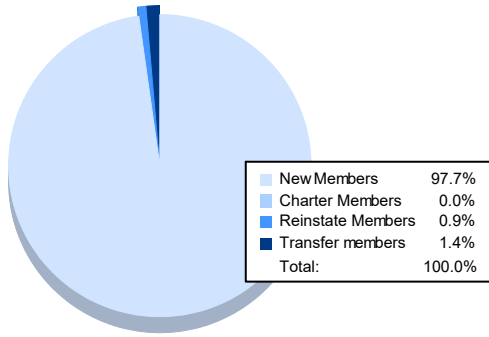


Year	New Clubs	Dropped Clubs	Gain/ Loss Clubs	New Members	Charter Members	Reinstate Members	Transfer Members	Total Member Added	Total Members Dropped	Gain/ Loss Members
2019-2020	0	0	0	145	0	2	2	149	200	-51
2020-2021	0	2	-2	100	0	1	1	102	134	-32
2021-2022	0	3	-3	93	0	0	3	96	165	-69
2022-2023	1	1	0	145	24	3	6	178	181	-3
2023-2024	0	0	0	213	0	2	3	218	168	50
<b>Average</b>	<b>0</b>	<b>1</b>	<b>-1</b>	<b>139</b>	<b>5</b>	<b>2</b>	<b>3</b>	<b>149</b>	<b>170</b>	<b>-21</b>



### Membership Composition June 2024 Cumulative



### Gender Composition June 2024 Cumulative

