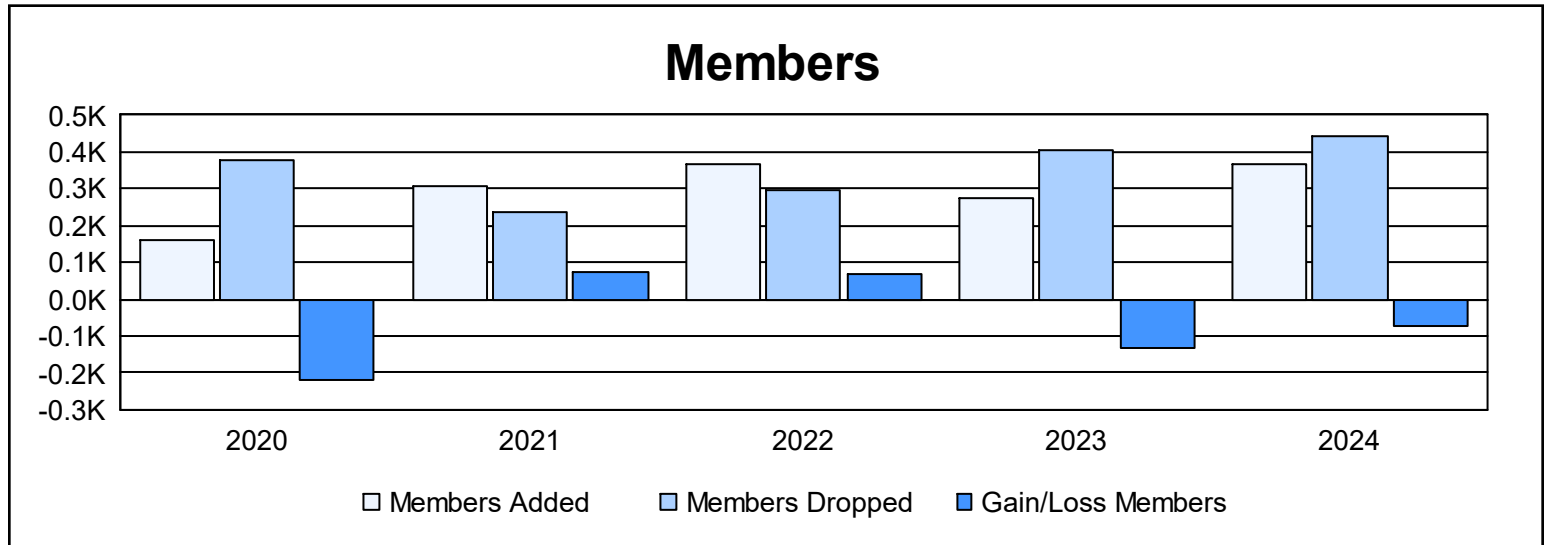
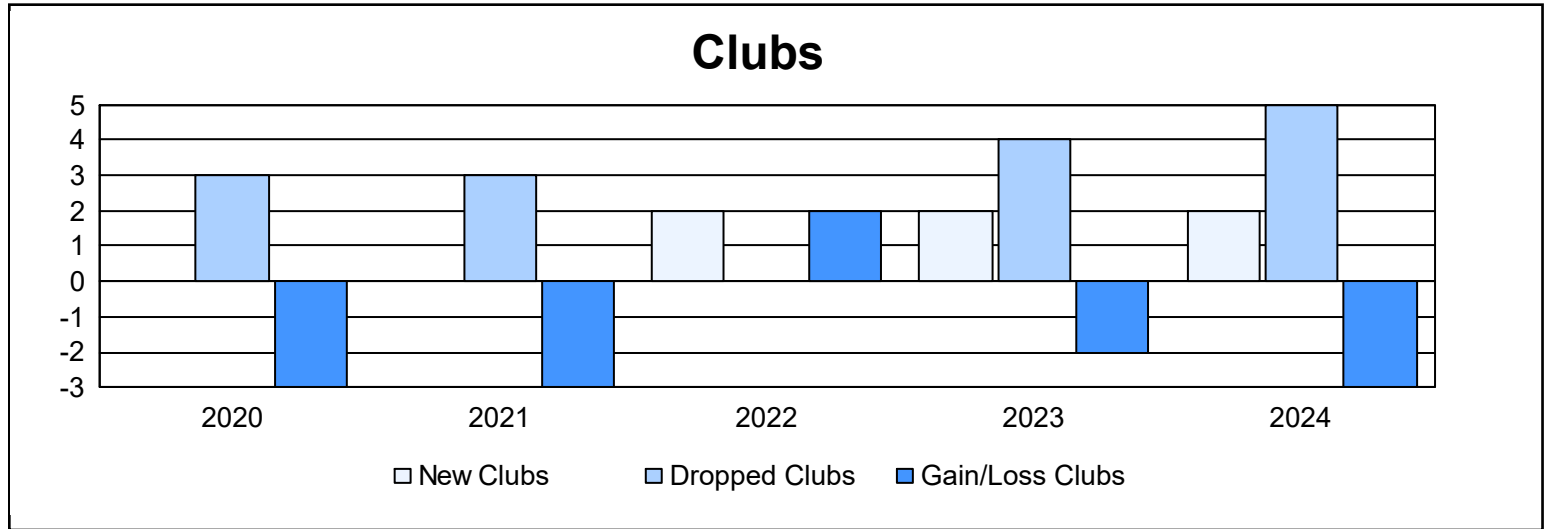
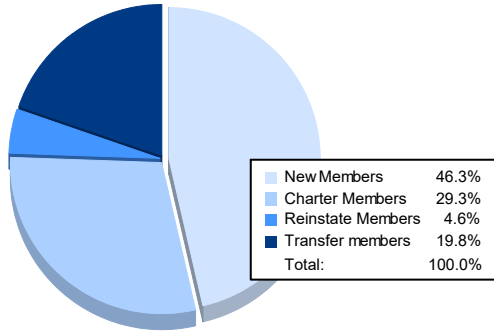


Year	New Clubs	Dropped Clubs	Gain/ Loss Clubs	New Members	Charter Members	Reinstate Members	Transfer Members	Total Member Added	Total Members Dropped	Gain/ Loss Members
2019-2020	0	3	-3	122	9	17	10	158	380	-222
2020-2021	0	3	-3	268	5	21	15	309	238	71
2021-2022	2	0	2	260	75	22	9	366	297	69
2022-2023	2	4	-2	186	51	18	18	273	403	-130
2023-2024	2	5	-3	171	108	17	73	369	443	-74
<b>Average</b>	<b>1</b>	<b>3</b>	<b>-2</b>	<b>201</b>	<b>50</b>	<b>19</b>	<b>25</b>	<b>295</b>	<b>352</b>	<b>-57</b>



### Membership Composition June 2024 Cumulative



### Gender Composition June 2024 Cumulative

