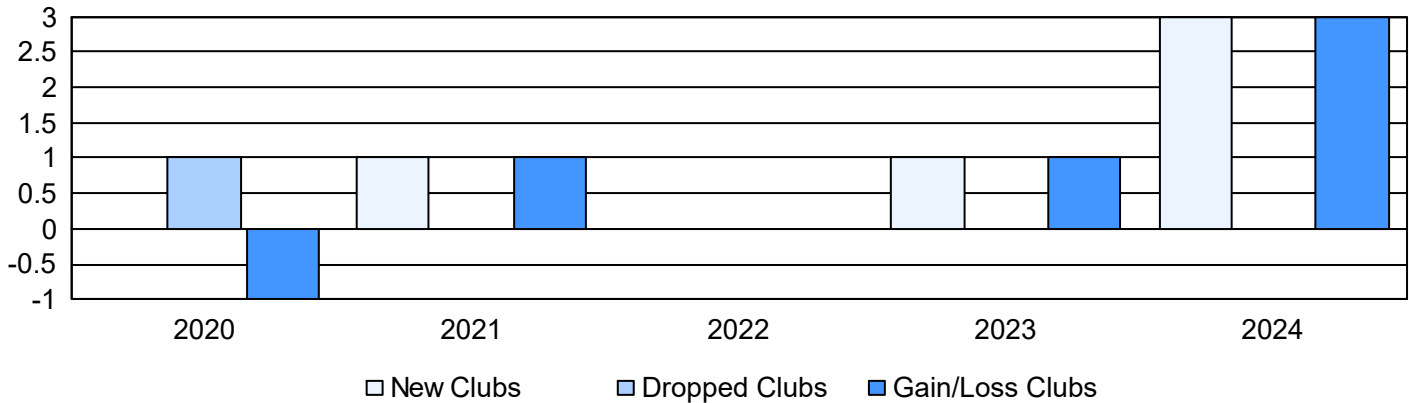
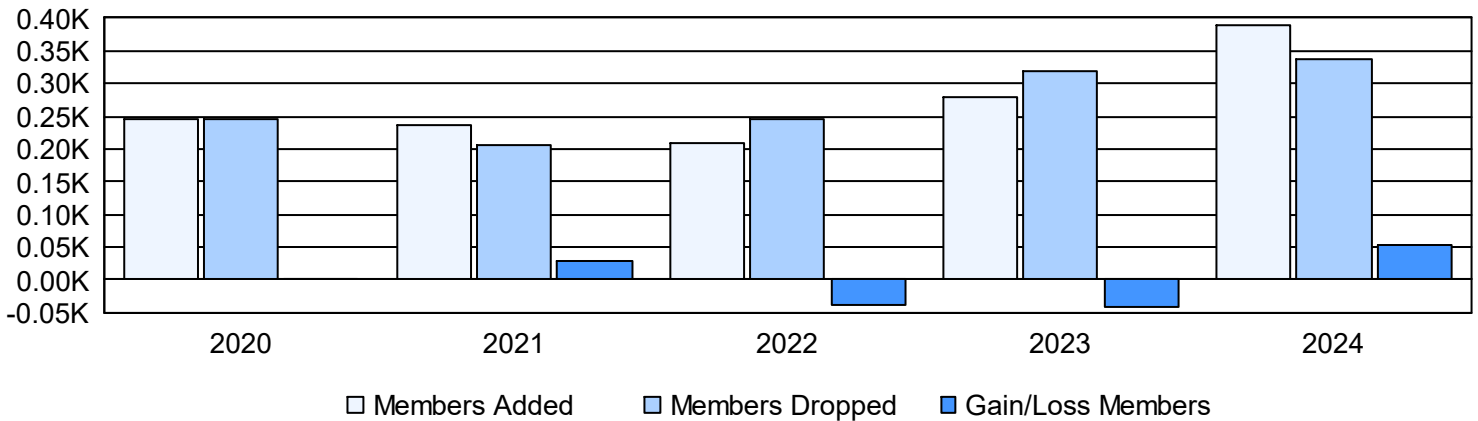


Year	New Clubs	Dropped Clubs	Gain/ Loss Clubs	New Members	Charter Members	Reinstate Members	Transfer Members	Total Member Added	Total Members Dropped	Gain/ Loss Members
2019-2020	0	1	-1	233	3	10	1	247	245	2
2020-2021	1	0	1	193	36	6	0	235	205	30
2021-2022	0	0	0	198	2	8	0	208	246	-38
2022-2023	1	0	1	211	53	14	1	279	319	-40
2023-2024	3	0	3	262	105	20	1	388	336	52
<b>Average</b>	<b>1</b>	<b>0</b>	<b>1</b>	<b>219</b>	<b>40</b>	<b>12</b>	<b>1</b>	<b>271</b>	<b>270</b>	<b>1</b>

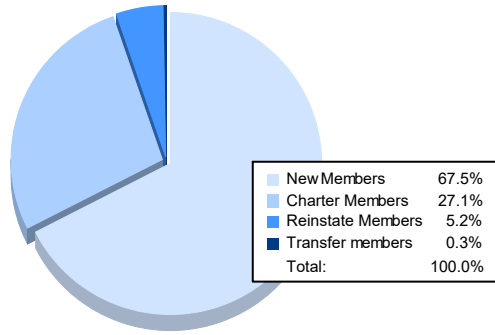
### Clubs



### Members



### Membership Composition June 2024 Cumulative



### Gender Composition June 2024 Cumulative

