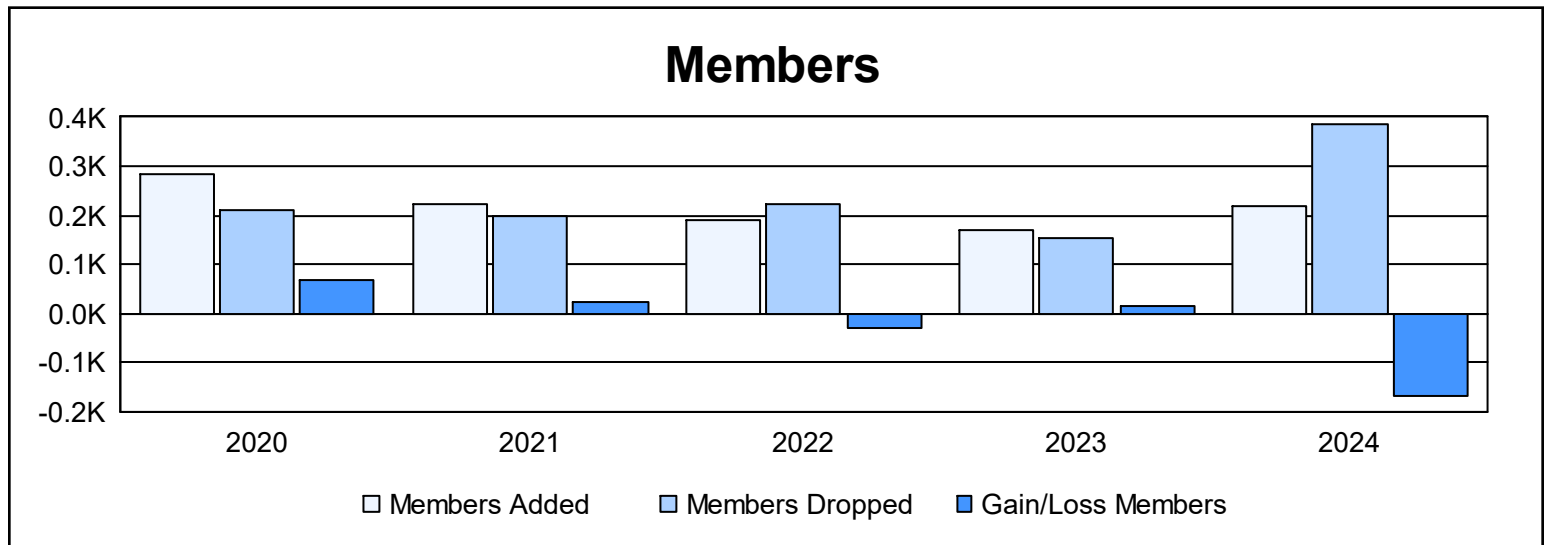
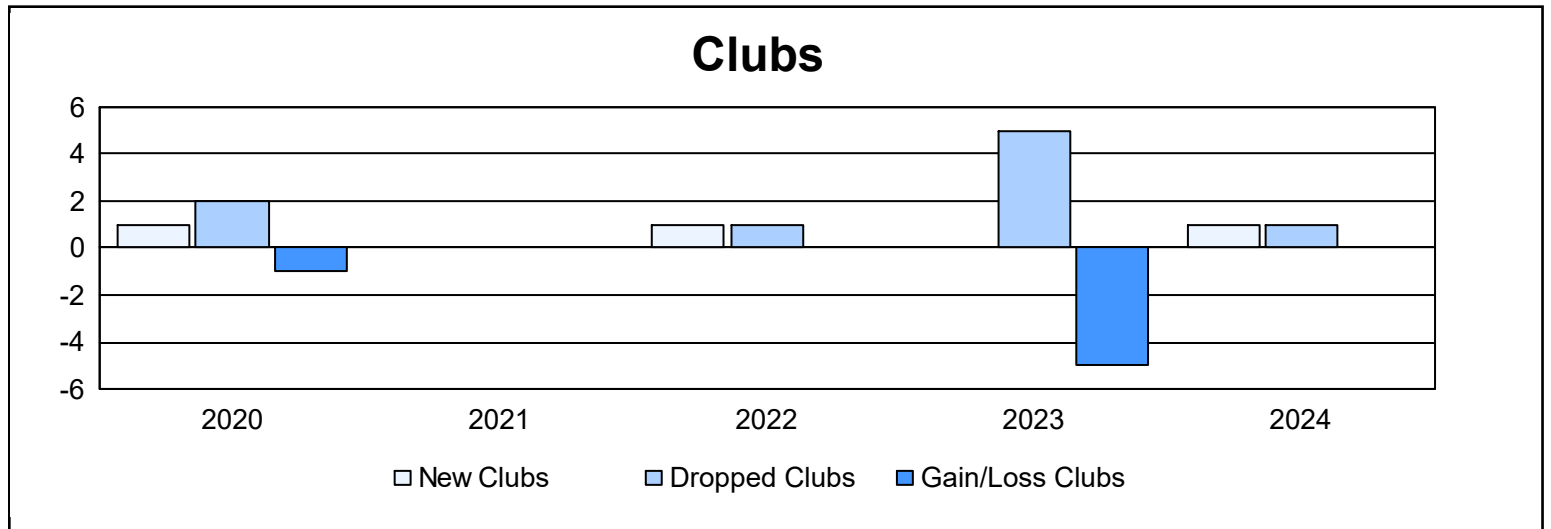
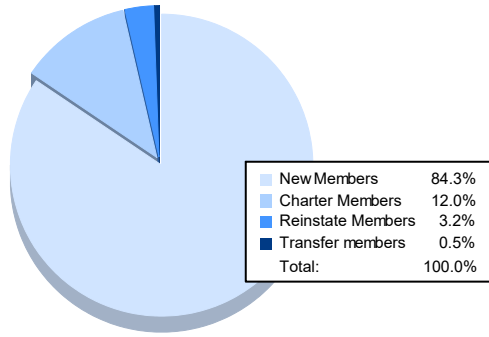


Year	New Clubs	Dropped Clubs	Gain/ Loss Clubs	New Members	Charter Members	Reinstate Members	Transfer Members	Total Member Added	Total Members Dropped	Gain/ Loss Members
2019-2020	1	2	-1	248	31	3	0	282	212	70
2020-2021	0	0	0	214	2	3	2	221	197	24
2021-2022	1	1	0	144	26	22	0	192	223	-31
2022-2023	0	5	-5	163	0	5	1	169	153	16
2023-2024	1	1	0	183	26	7	1	217	384	-167
<b>Average</b>	<b>1</b>	<b>2</b>	<b>-1</b>	<b>190</b>	<b>17</b>	<b>8</b>	<b>1</b>	<b>216</b>	<b>234</b>	<b>-18</b>



### Membership Composition June 2024 Cumulative



### Gender Composition June 2024 Cumulative

