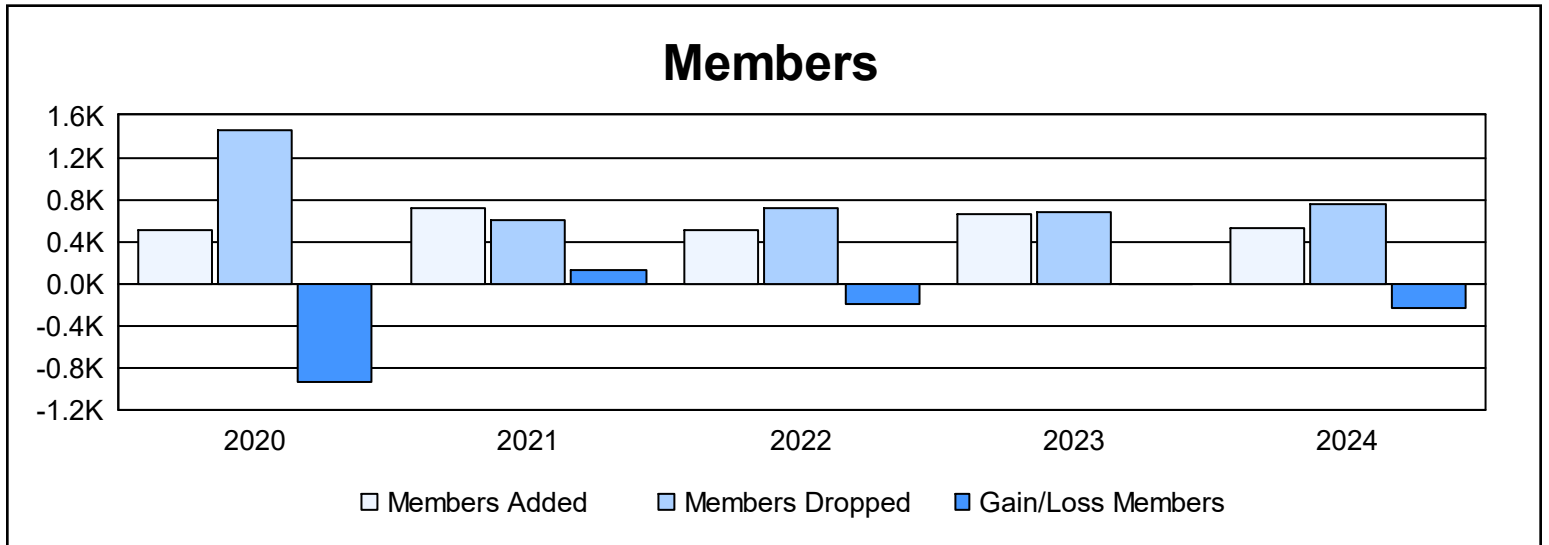
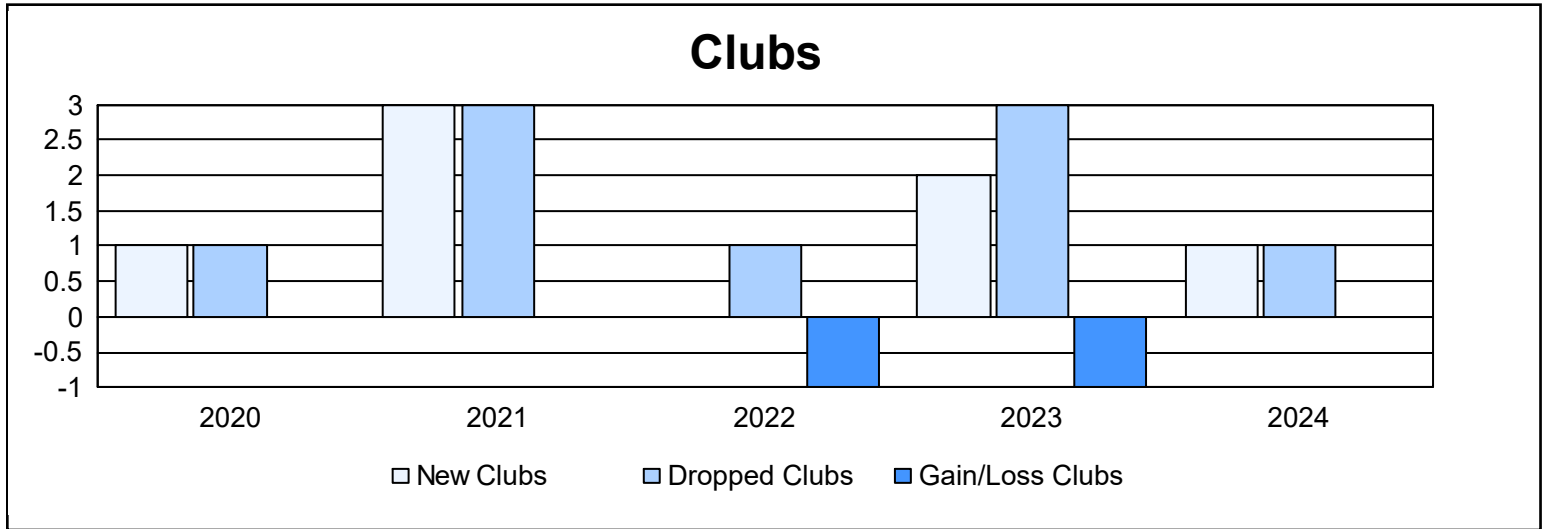
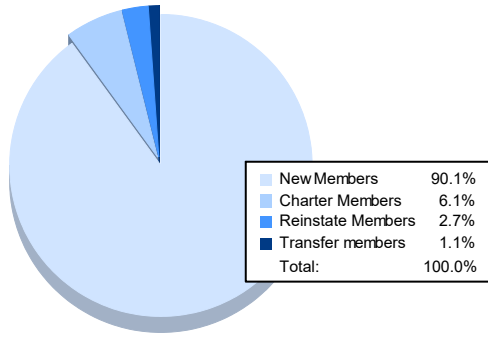


Year	New Clubs	Dropped Clubs	Gain/ Loss Clubs	New Members	Charter Members	Reinstate Members	Transfer Members	Total Member Added	Total Members Dropped	Gain/ Loss Members
2019-2020	1	1	0	441	32	28	7	508	1,453	-945
2020-2021	3	3	0	587	115	14	7	723	600	123
2021-2022	0	1	-1	473	7	11	22	513	714	-201
2022-2023	2	3	-1	566	61	19	16	662	669	-7
2023-2024	1	1	0	474	32	14	6	526	760	-234
<b>Average</b>	<b>1</b>	<b>2</b>	<b>0</b>	<b>508</b>	<b>49</b>	<b>17</b>	<b>12</b>	<b>586</b>	<b>839</b>	<b>-253</b>



### Membership Composition June 2024 Cumulative



### Gender Composition June 2024 Cumulative

