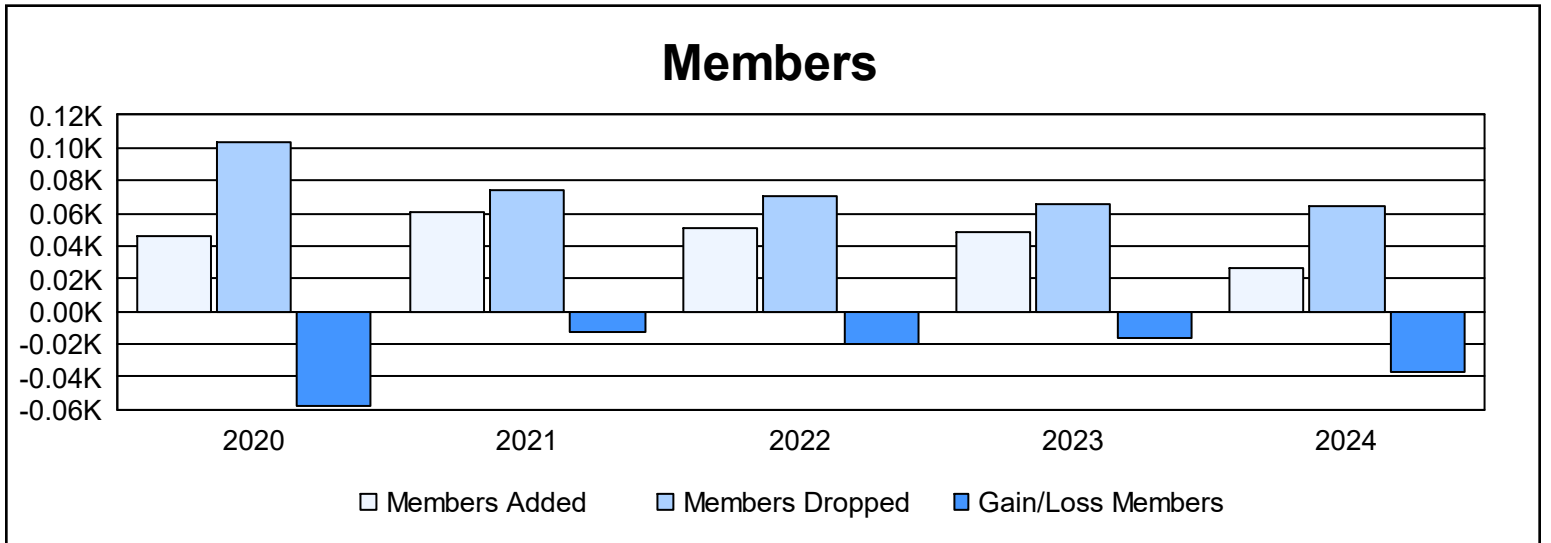
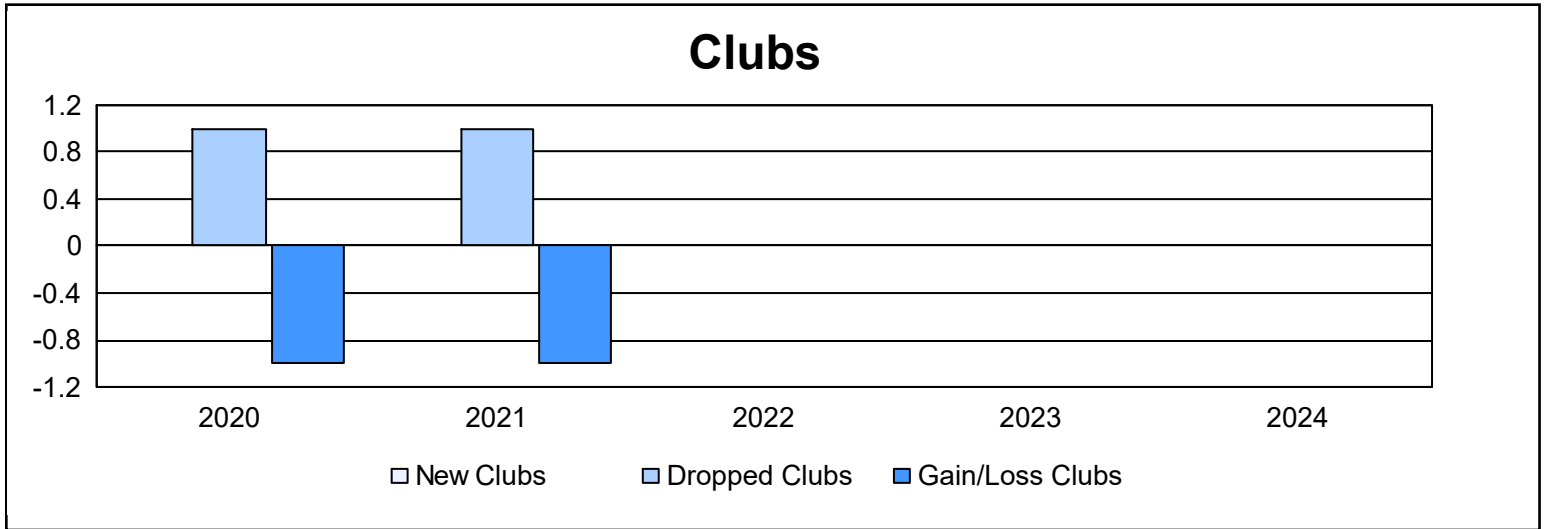
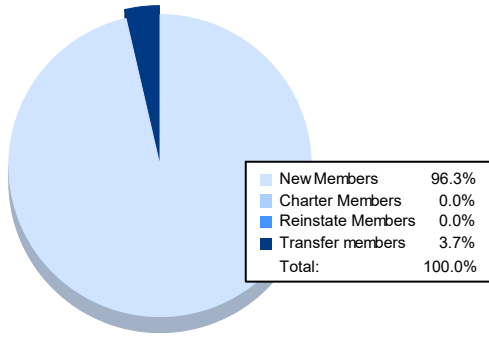


Year	New Clubs	Dropped Clubs	Gain/ Loss Clubs	New Members	Charter Members	Reinstate Members	Transfer Members	Total Member Added	Total Members Dropped	Gain/ Loss Members
2019-2020	0	1	-1	39	0	7	0	46	104	-58
2020-2021	0	1	-1	58	0	1	2	61	74	-13
2021-2022	0	0	0	48	0	1	2	51	71	-20
2022-2023	0	0	0	45	0	2	2	49	65	-16
2023-2024	0	0	0	26	0	0	1	27	64	-37
<b>Average</b>	<b>0</b>	<b>0</b>	<b>0</b>	<b>43</b>	<b>0</b>	<b>2</b>	<b>1</b>	<b>47</b>	<b>76</b>	<b>-29</b>



### Membership Composition June 2024 Cumulative



### Gender Composition June 2024 Cumulative

