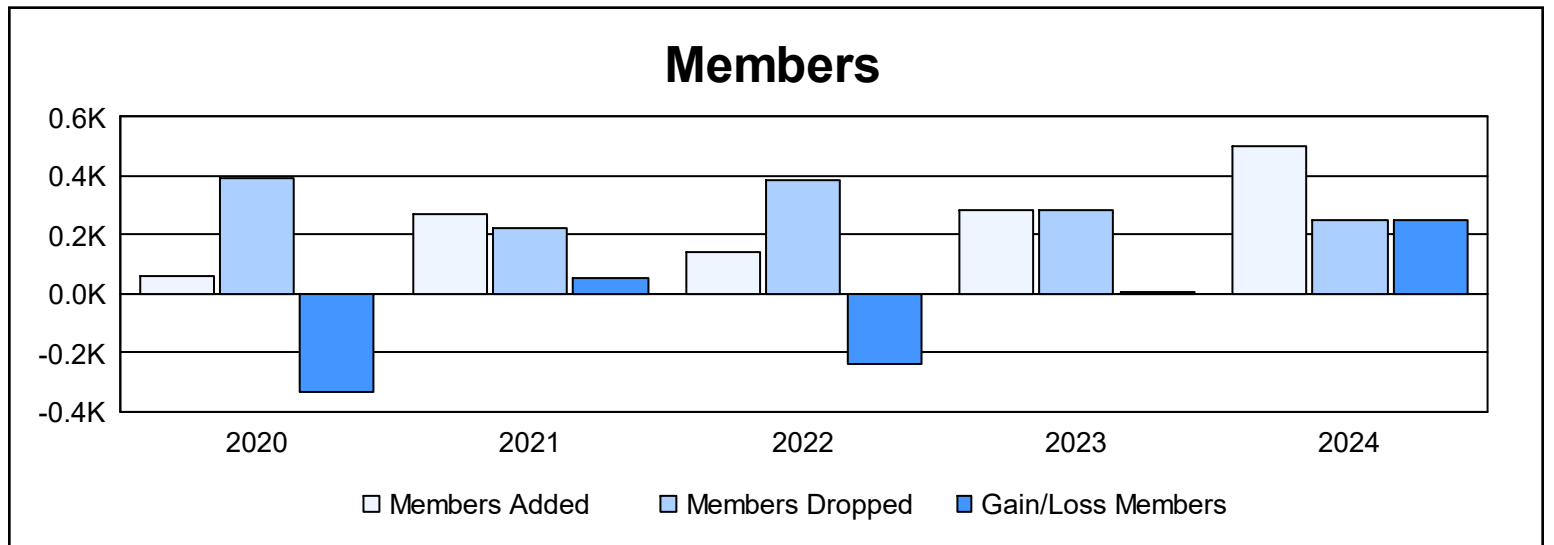
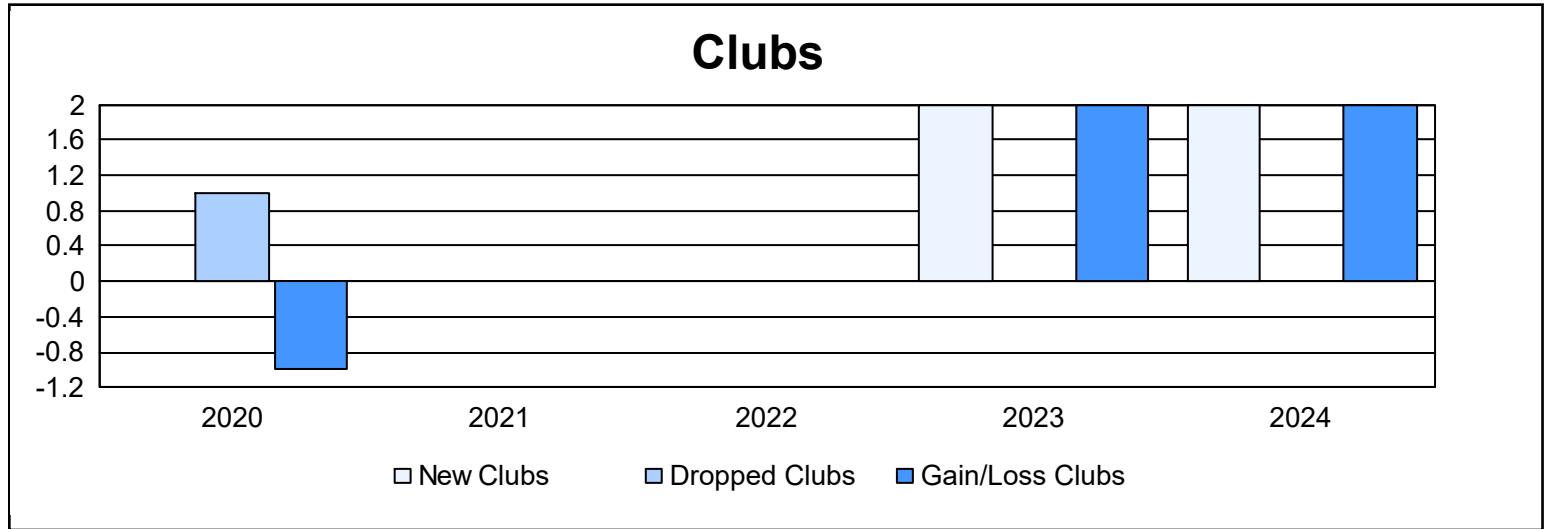
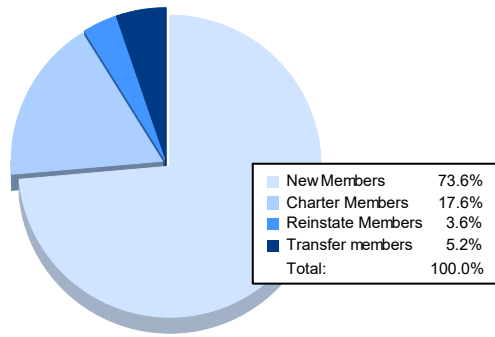


Year	New Clubs	Dropped Clubs	Gain/ Loss Clubs	New Members	Charter Members	Reinstate Members	Transfer Members	Total Member Added	Total Members Dropped	Gain/ Loss Members
2019-2020	0	1	-1	27	22	7	7	63	395	-332
2020-2021	0	0	0	260	1	9	3	273	221	52
2021-2022	0	0	0	121	9	8	7	145	385	-240
2022-2023	2	0	2	153	68	52	14	287	282	5
2023-2024	2	0	2	368	88	18	26	500	250	250
<b>Average</b>	<b>1</b>	<b>0</b>	<b>1</b>	<b>186</b>	<b>38</b>	<b>19</b>	<b>11</b>	<b>254</b>	<b>307</b>	<b>-53</b>



### Membership Composition June 2024 Cumulative



### Gender Composition June 2024 Cumulative

