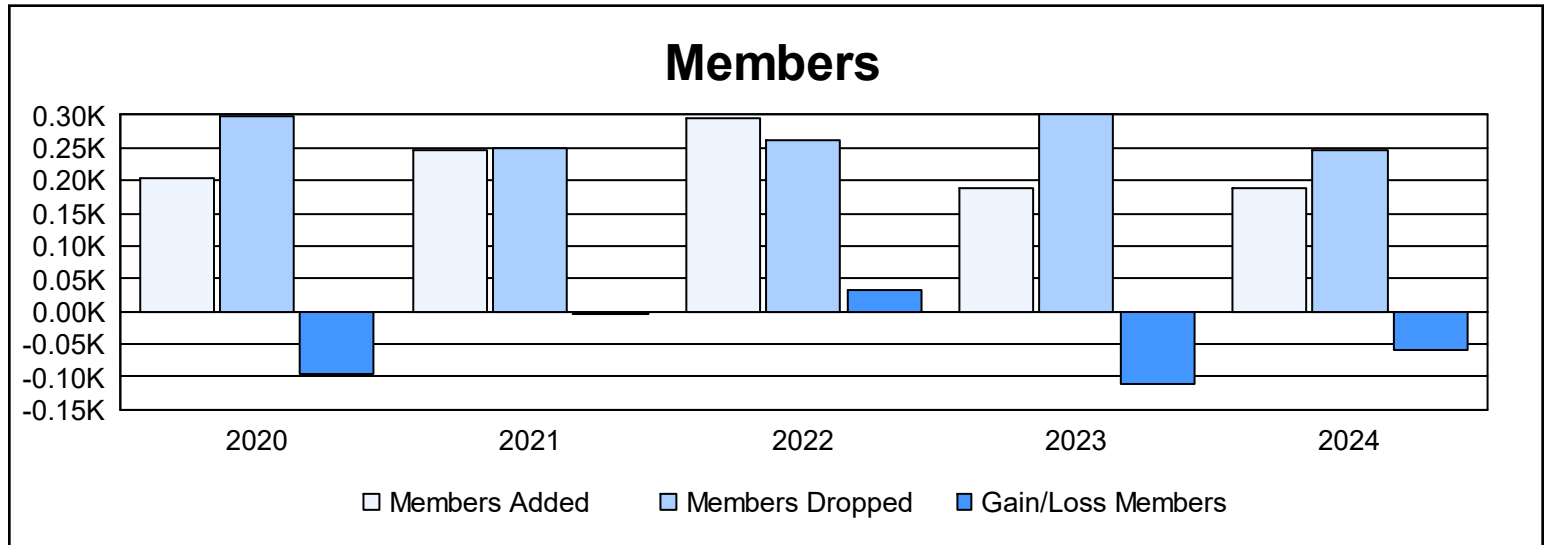
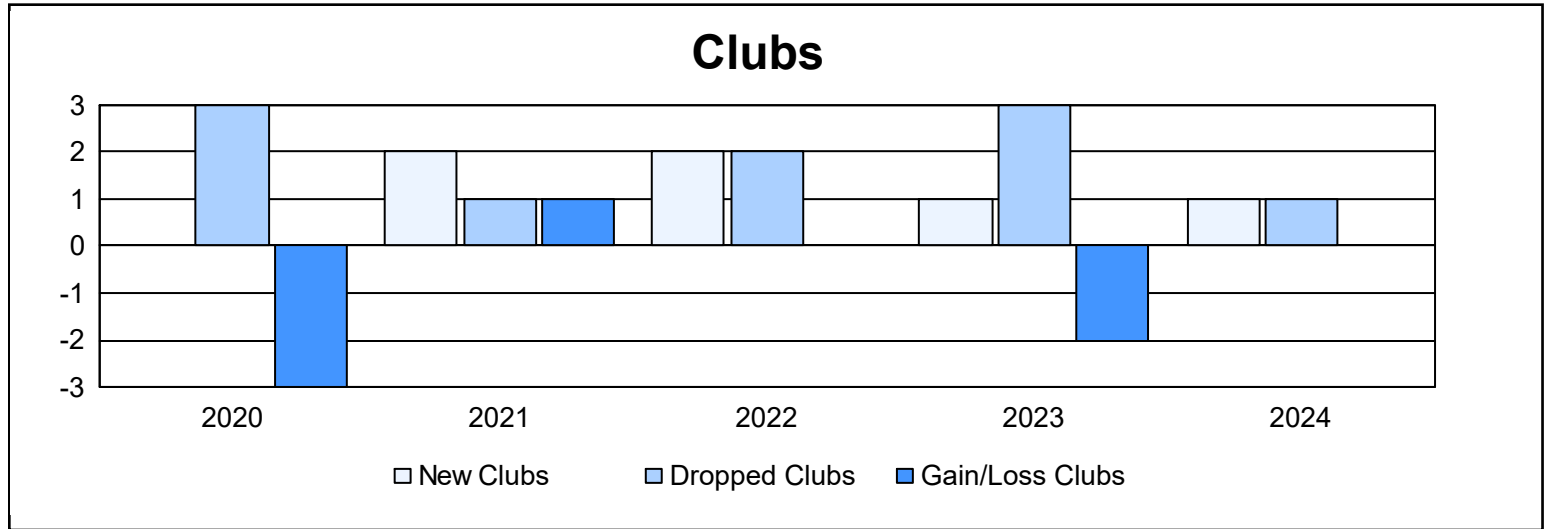
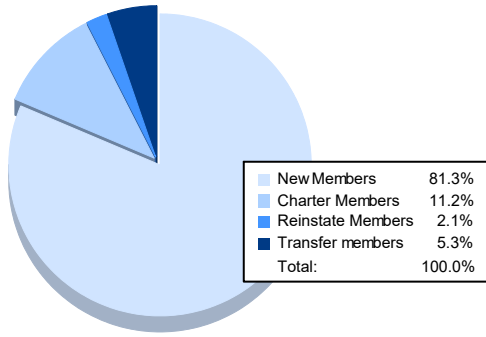


| Year | New Clubs | Dropped Clubs | Gain/ Loss Clubs | New Members | Charter Members | Reinstate Members | Transfer Members | Total Member Added | Total Members Dropped | Gain/ Loss Members |
|----------------|-----------|---------------|------------------|-------------|-----------------|-------------------|------------------|--------------------|-----------------------|--------------------|
| 2019-2020 | 0 | 3 | -3 | 153 | 11 | 15 | 24 | 203 | 298 | -95 |
| 2020-2021 | 2 | 1 | 1 | 139 | 75 | 13 | 20 | 247 | 250 | -3 |
| 2021-2022 | 2 | 2 | 0 | 206 | 63 | 9 | 16 | 294 | 262 | 32 |
| 2022-2023 | 1 | 3 | -2 | 153 | 24 | 6 | 5 | 188 | 300 | -112 |
| 2023-2024 | 1 | 1 | 0 | 152 | 21 | 4 | 10 | 187 | 247 | -60 |
| Average | 1 | 2 | -1 | 161 | 39 | 9 | 15 | 224 | 271 | -48 |



Membership Composition June 2024 Cumulative



Gender Composition June 2024 Cumulative

