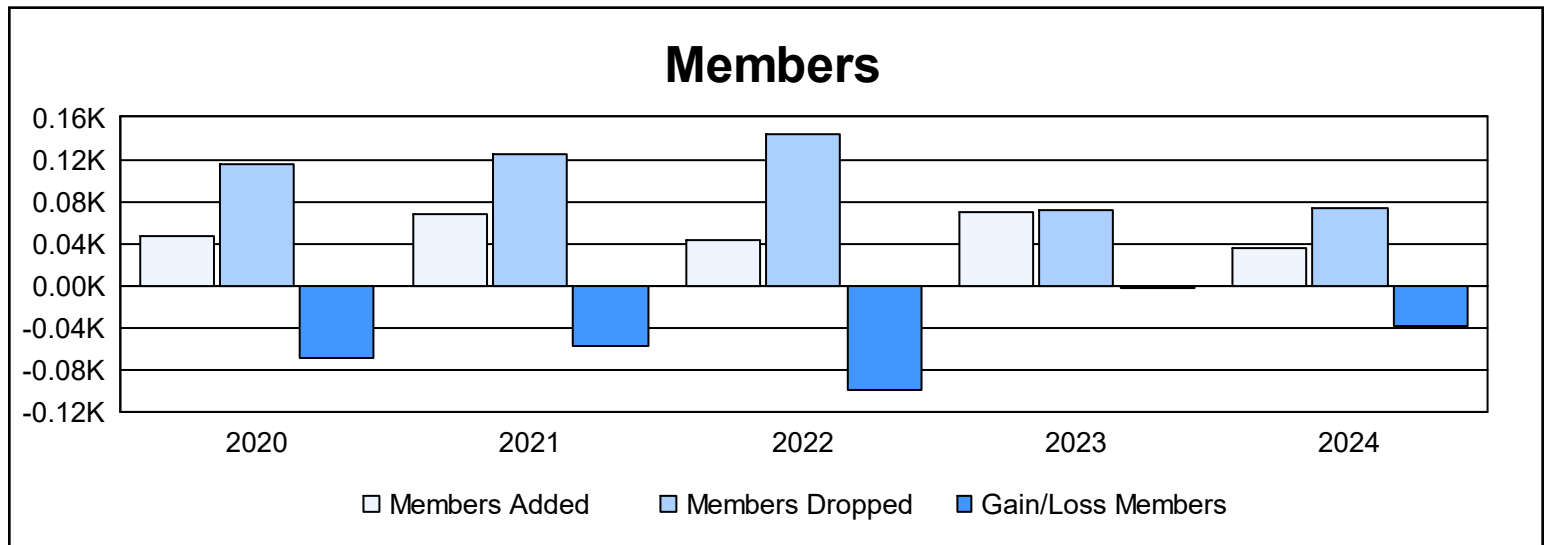
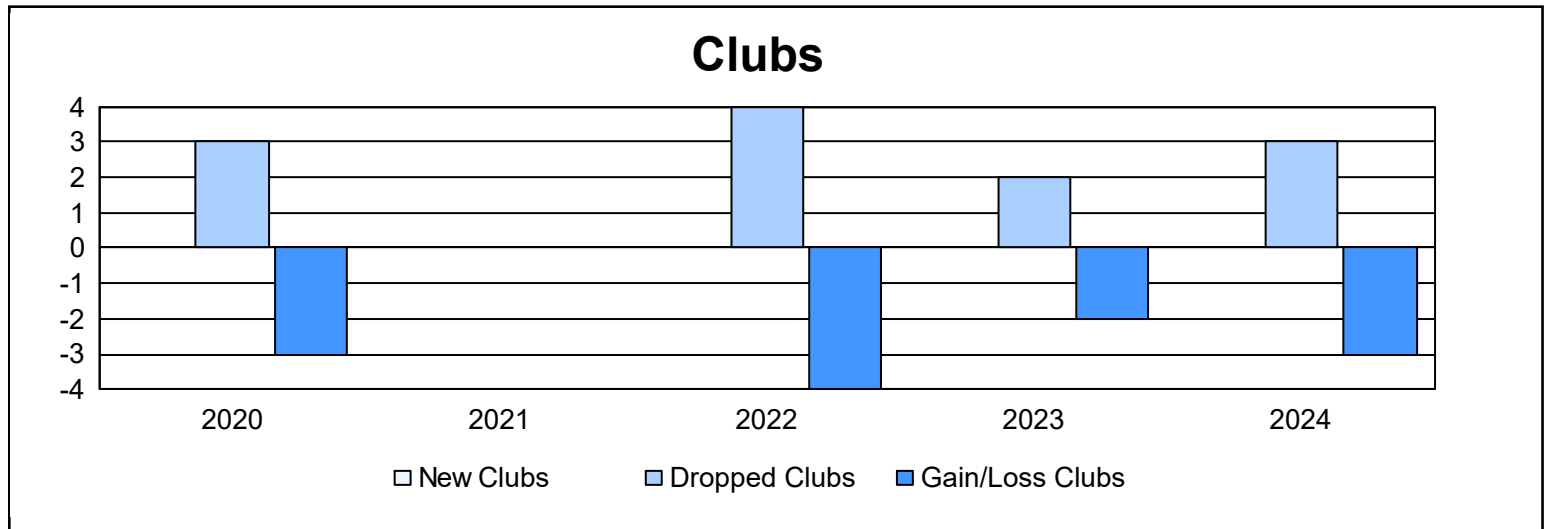
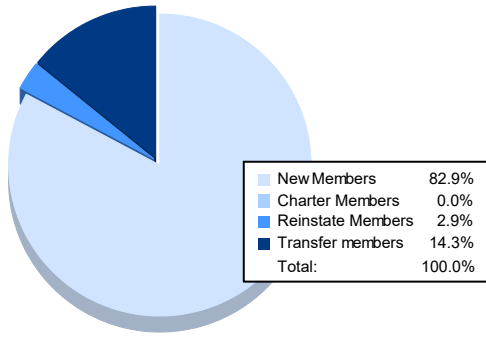


Year	New Clubs	Dropped Clubs	Gain/ Loss Clubs	New Members	Charter Members	Reinstate Members	Transfer Members	Total Member Added	Total Members Dropped	Gain/ Loss Members
2019-2020	0	3	-3	40	1	4	1	46	115	-69
2020-2021	0	0	0	28	3	31	5	67	124	-57
2021-2022	0	4	-4	40	2	1	0	43	143	-100
2022-2023	0	2	-2	61	0	4	4	69	71	-2
2023-2024	0	3	-3	29	0	1	5	35	74	-39
<b>Average</b>	<b>0</b>	<b>2</b>	<b>-2</b>	<b>40</b>	<b>1</b>	<b>8</b>	<b>3</b>	<b>52</b>	<b>105</b>	<b>-53</b>



### Membership Composition June 2024 Cumulative



### Gender Composition June 2024 Cumulative

