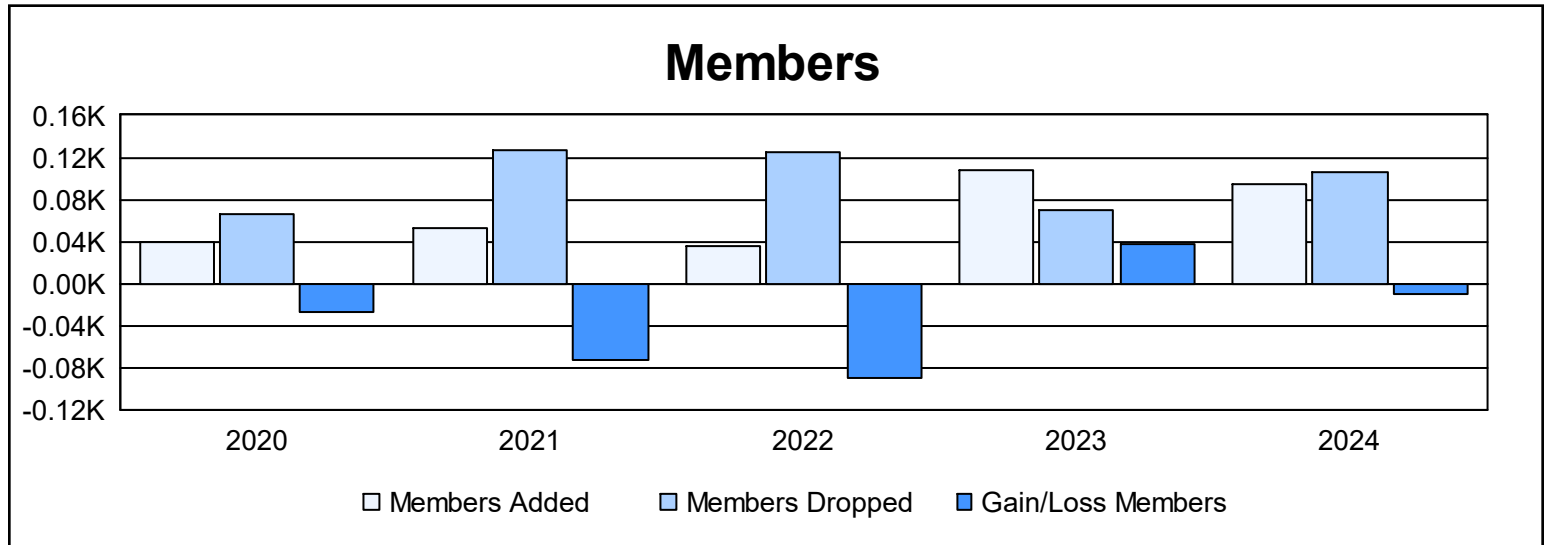
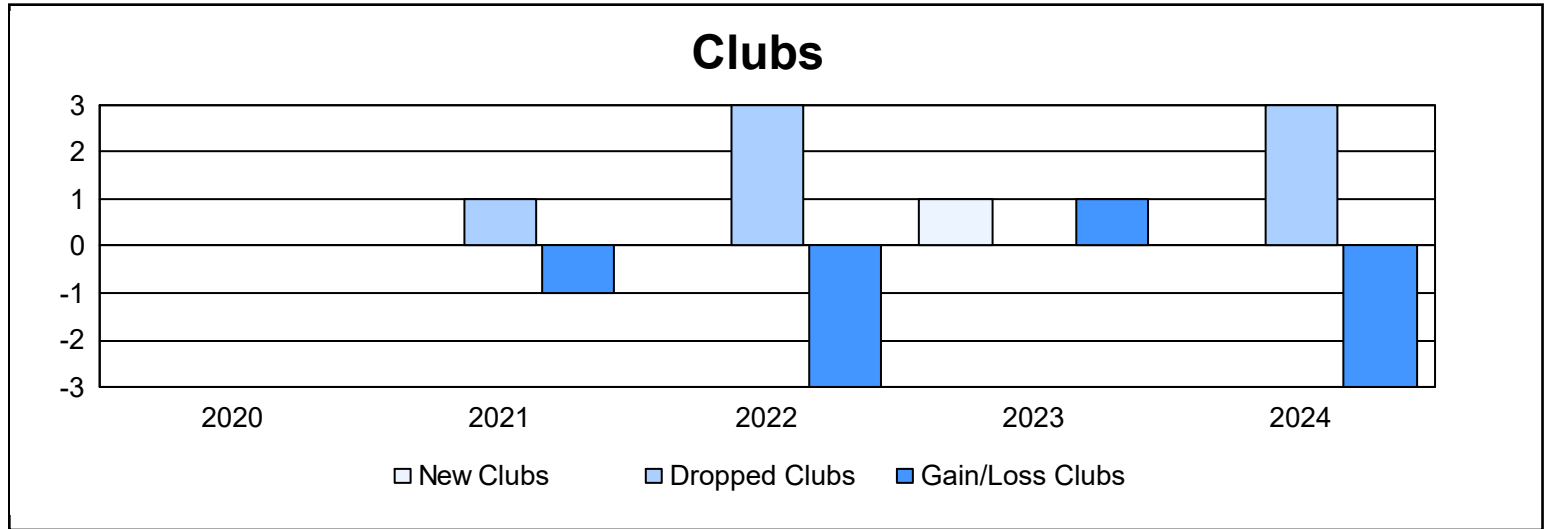
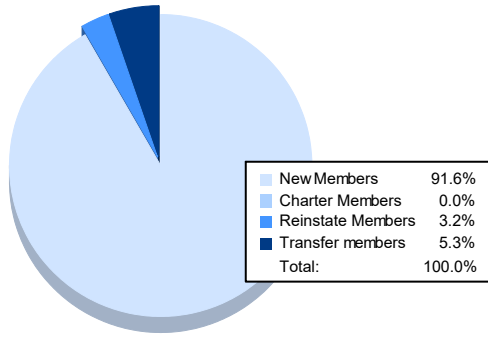


Year	New Clubs	Dropped Clubs	Gain/ Loss Clubs	New Members	Charter Members	Reinstate Members	Transfer Members	Total Member Added	Total Members Dropped	Gain/ Loss Members
2019-2020	0	0	0	36	0	2	1	39	66	-27
2020-2021	0	1	-1	50	0	3	0	53	126	-73
2021-2022	0	3	-3	32	0	2	1	35	124	-89
2022-2023	1	0	1	65	25	16	1	107	69	38
2023-2024	0	3	-3	87	0	3	5	95	106	-11
<b>Average</b>	<b>0</b>	<b>1</b>	<b>-1</b>	<b>54</b>	<b>5</b>	<b>5</b>	<b>2</b>	<b>66</b>	<b>98</b>	<b>-32</b>



### Membership Composition June 2024 Cumulative



### Gender Composition June 2024 Cumulative

