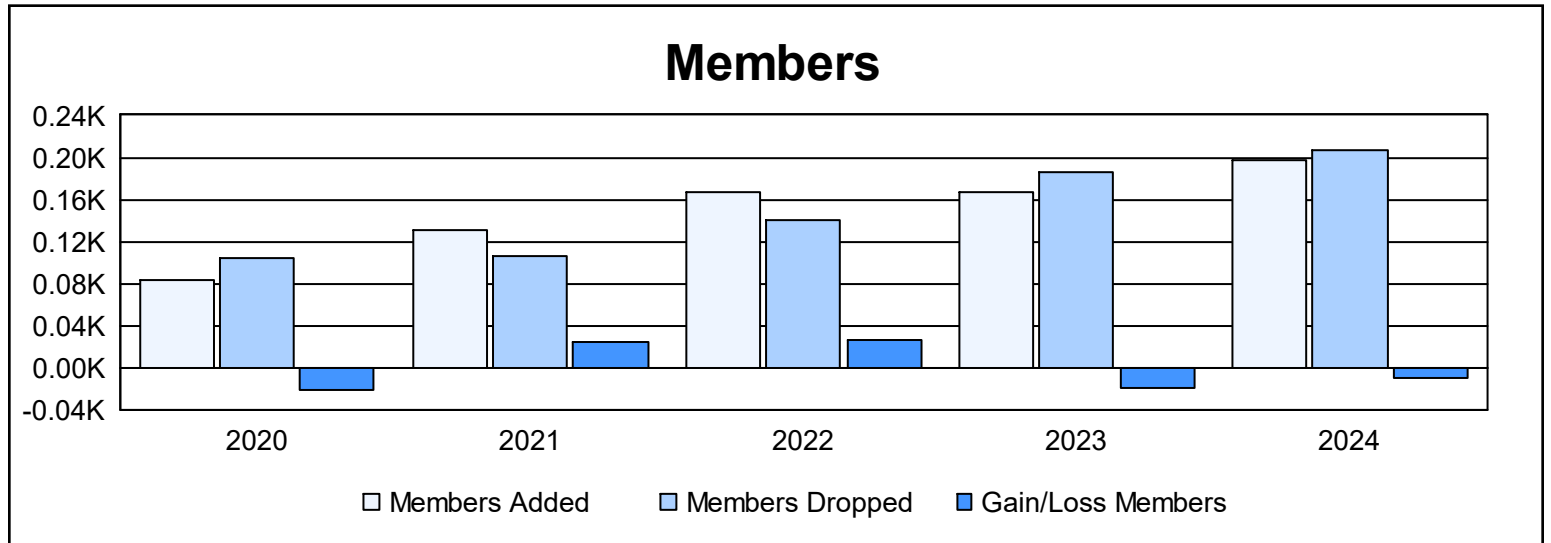
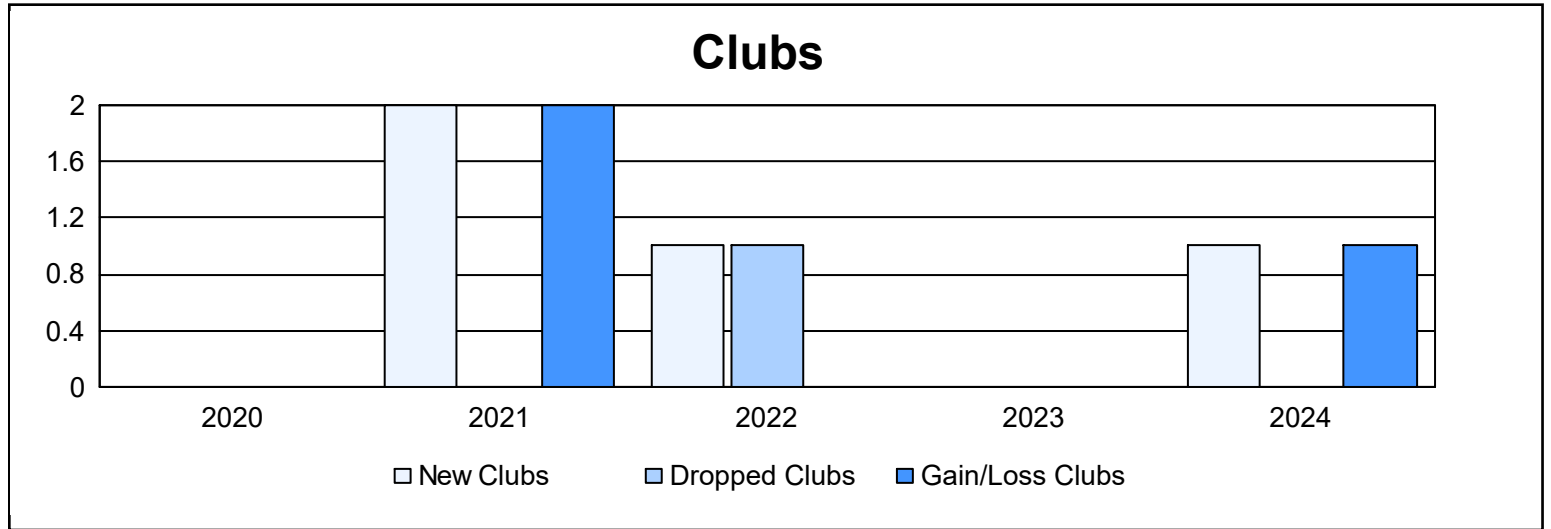
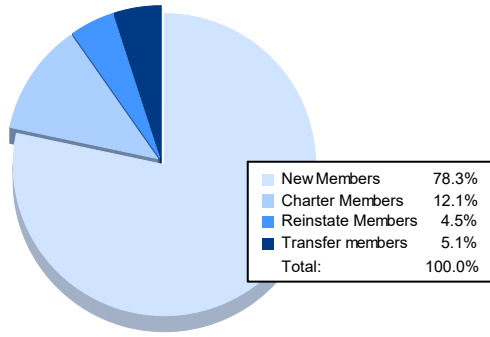


Year	New Clubs	Dropped Clubs	Gain/ Loss Clubs	New Members	Charter Members	Reinstate Members	Transfer Members	Total Member Added	Total Members Dropped	Gain/ Loss Members
2019-2020	0	0	0	73	1	5	4	83	105	-22
2020-2021	2	0	2	91	28	3	8	130	106	24
2021-2022	1	1	0	128	23	9	7	167	141	26
2022-2023	0	0	0	151	0	4	11	166	185	-19
2023-2024	1	0	1	155	24	9	10	198	207	-9
<b>Average</b>	<b>1</b>	<b>0</b>	<b>1</b>	<b>120</b>	<b>15</b>	<b>6</b>	<b>8</b>	<b>149</b>	<b>149</b>	<b>0</b>



### Membership Composition June 2024 Cumulative



### Gender Composition June 2024 Cumulative

