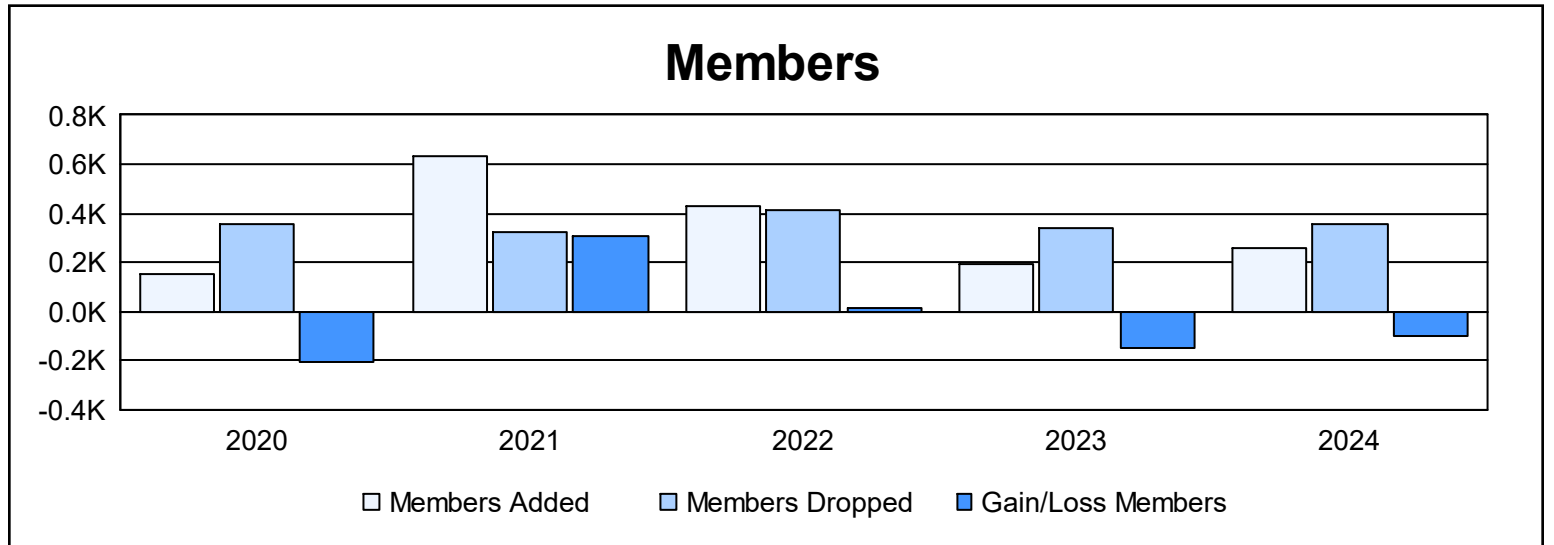
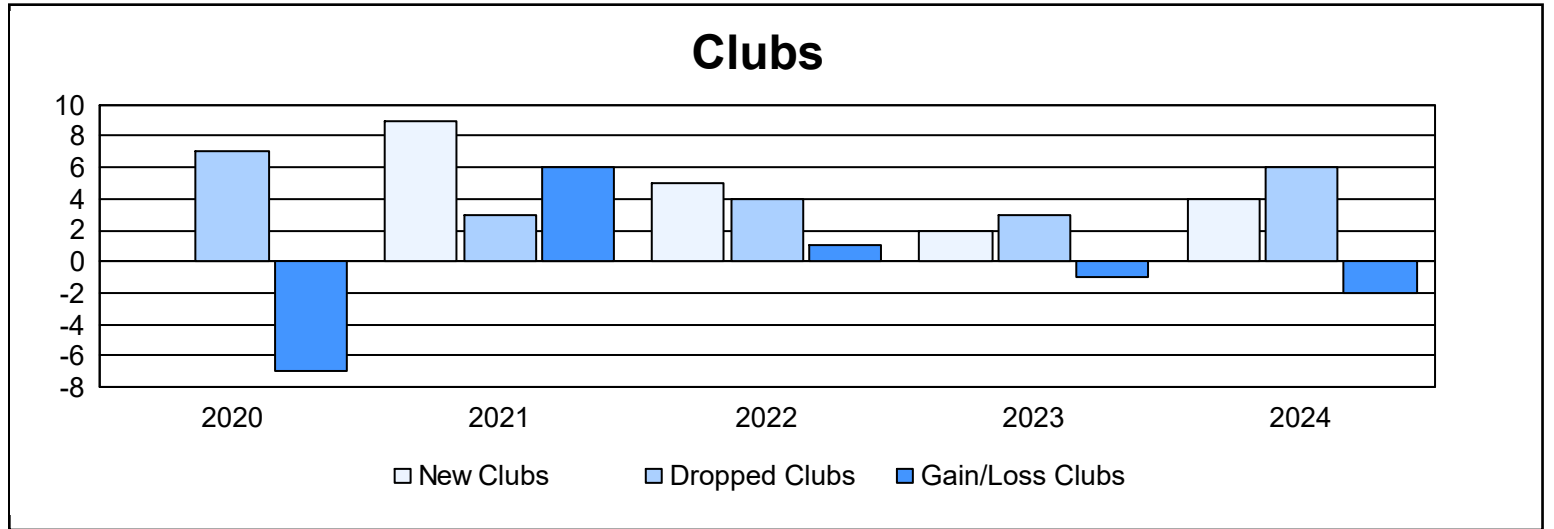
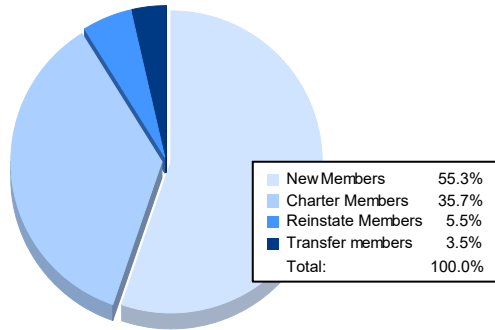


Year	New Clubs	Dropped Clubs	Gain/ Loss Clubs	New Members	Charter Members	Reinstate Members	Transfer Members	Total Member Added	Total Members Dropped	Gain/ Loss Members
2019-2020	0	7	-7	105	17	25	3	150	359	-209
2020-2021	9	3	6	259	341	29	2	631	326	305
2021-2022	5	4	1	223	119	77	7	426	411	15
2022-2023	2	3	-1	128	55	9	5	197	342	-145
2023-2024	4	6	-2	141	91	14	9	255	353	-98
<b>Average</b>	<b>4</b>	<b>5</b>	<b>-1</b>	<b>171</b>	<b>125</b>	<b>31</b>	<b>5</b>	<b>332</b>	<b>358</b>	<b>-26</b>



### Membership Composition June 2024 Cumulative



### Gender Composition June 2024 Cumulative

