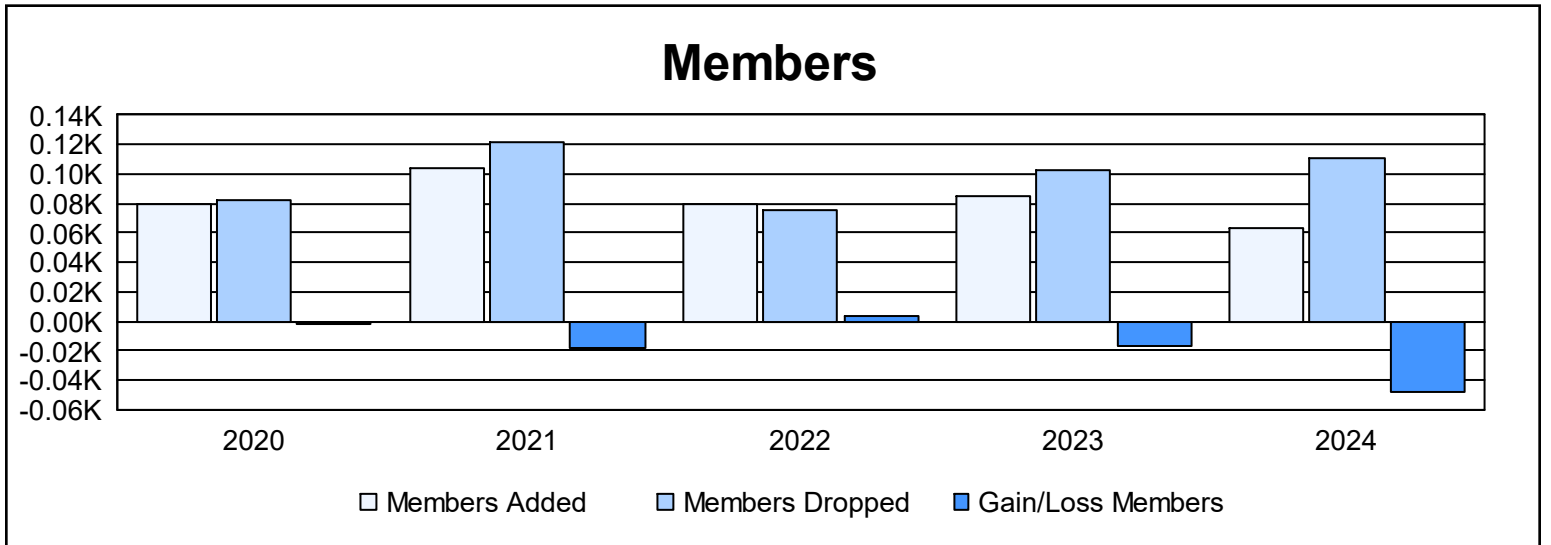
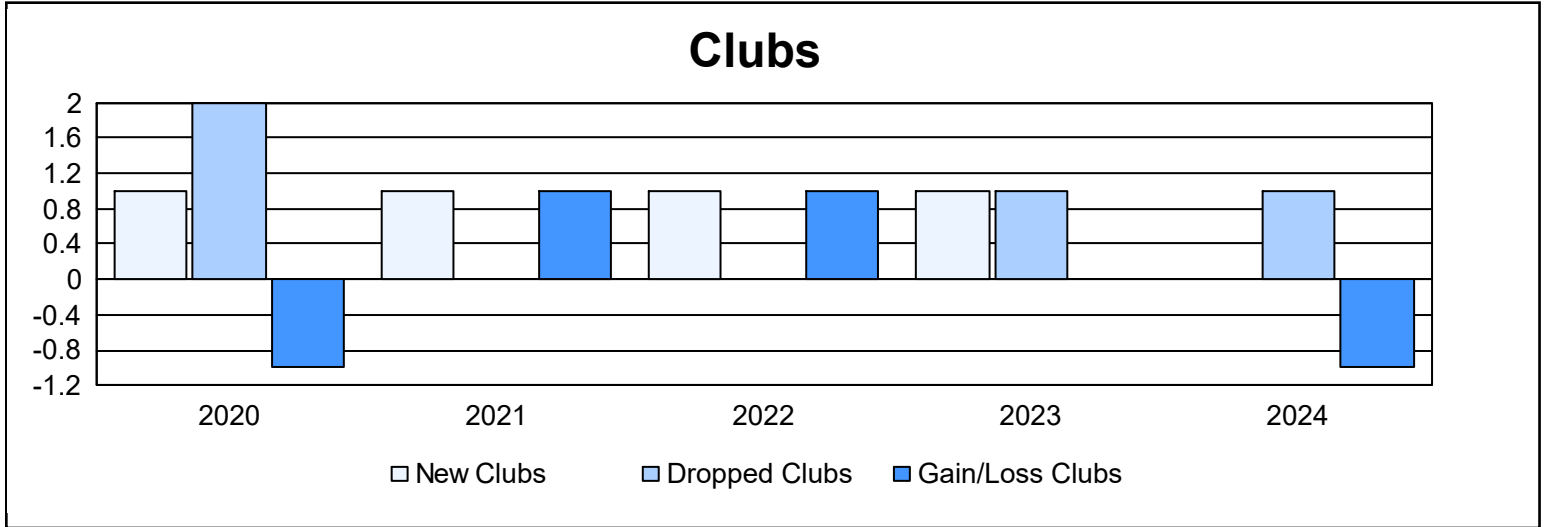
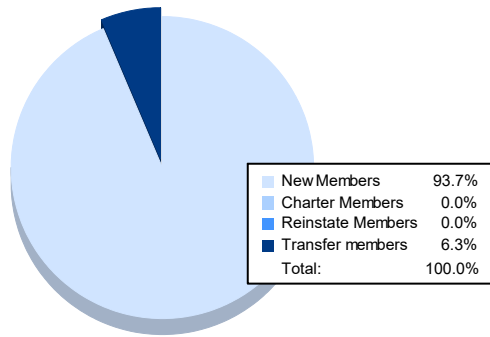


Year	New Clubs	Dropped Clubs	Gain/ Loss Clubs	New Members	Charter Members	Reinstate Members	Transfer Members	Total Member Added	Total Members Dropped	Gain/ Loss Members
2019-2020	1	2	-1	47	22	7	4	80	82	-2
2020-2021	1	0	1	55	43	3	3	104	122	-18
2021-2022	1	0	1	48	29	1	1	79	75	4
2022-2023	1	1	0	55	24	2	4	85	102	-17
2023-2024	0	1	-1	59	0	0	4	63	111	-48
<b>Average</b>	<b>1</b>	<b>1</b>	<b>0</b>	<b>53</b>	<b>24</b>	<b>3</b>	<b>3</b>	<b>82</b>	<b>98</b>	<b>-16</b>



### Membership Composition June 2024 Cumulative



### Gender Composition June 2024 Cumulative

