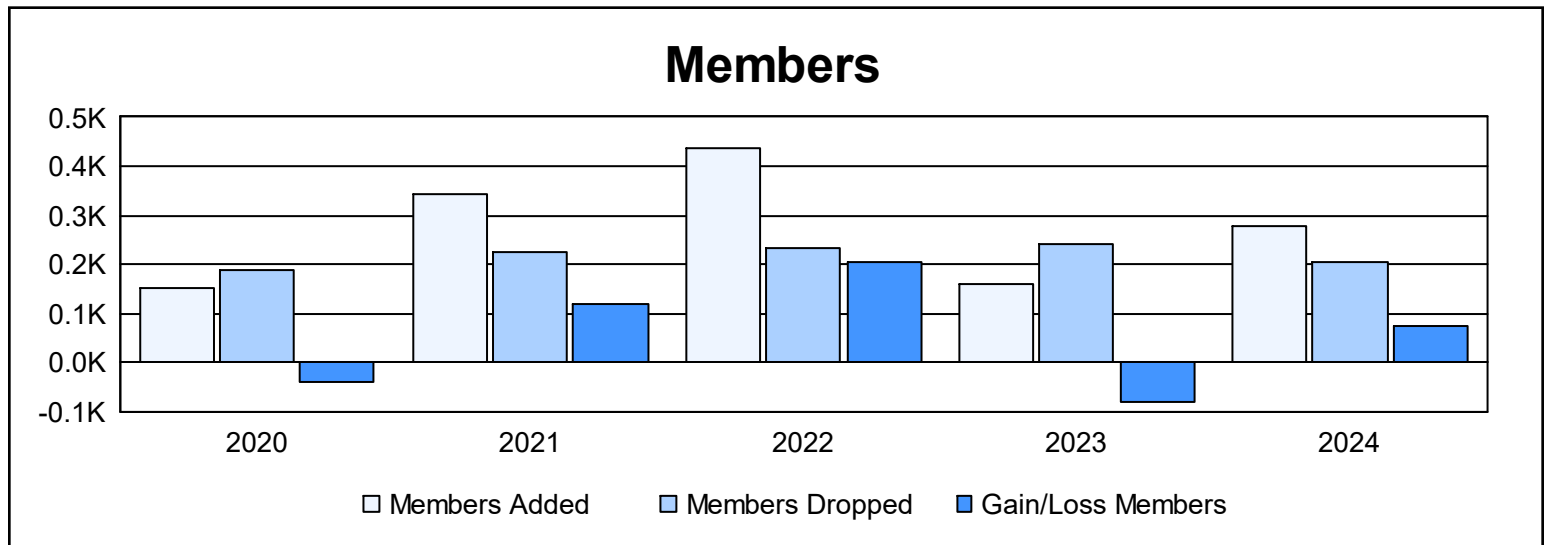
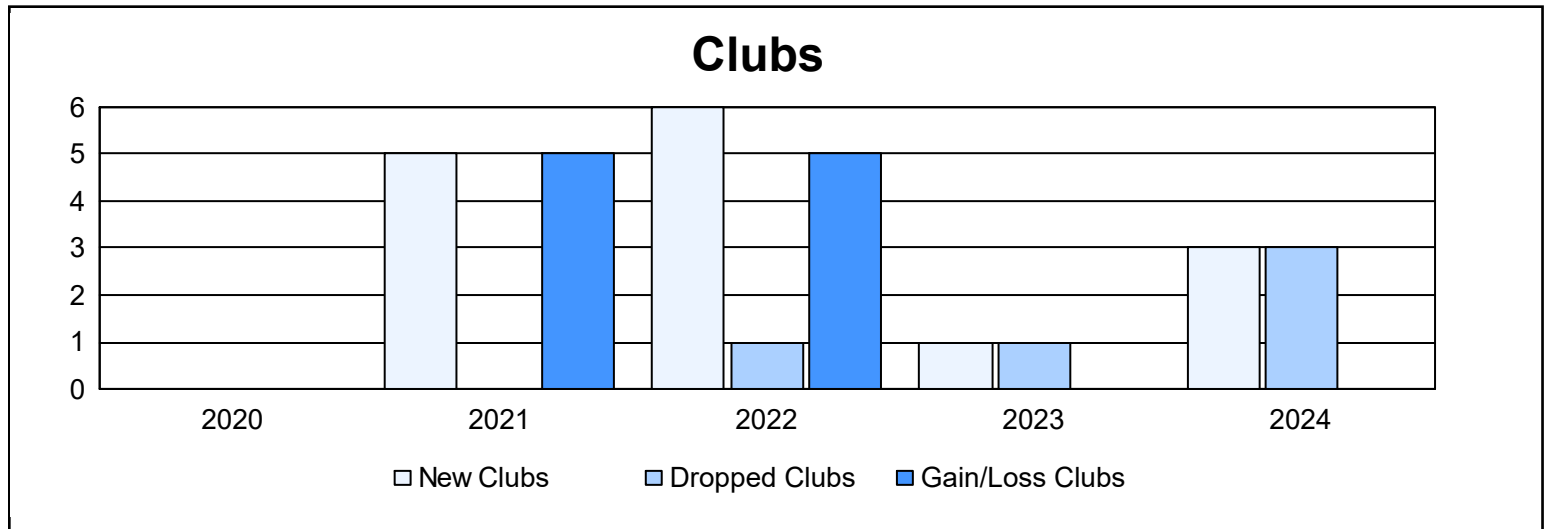
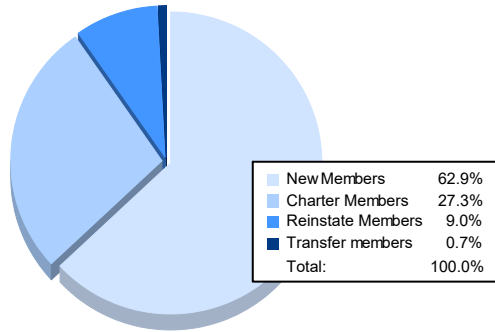


| Year | New Clubs | Dropped Clubs | Gain/ Loss Clubs | New Members | Charter Members | Reinstate Members | Transfer Members | Total Member Added | Total Members Dropped | Gain/ Loss Members |
|----------------|-----------|---------------|------------------|-------------|-----------------|-------------------|------------------|--------------------|-----------------------|--------------------|
| 2019-2020 | 0 | 0 | 0 | 72 | 29 | 50 | 0 | 151 | 189 | -38 |
| 2020-2021 | 5 | 0 | 5 | 169 | 126 | 43 | 4 | 342 | 224 | 118 |
| 2021-2022 | 6 | 1 | 5 | 230 | 199 | 9 | 0 | 438 | 235 | 203 |
| 2022-2023 | 1 | 1 | 0 | 104 | 48 | 5 | 4 | 161 | 241 | -80 |
| 2023-2024 | 3 | 3 | 0 | 175 | 76 | 25 | 2 | 278 | 203 | 75 |
| Average | 3 | 1 | 2 | 150 | 96 | 26 | 2 | 274 | 218 | 56 |



Membership Composition June 2024 Cumulative



Gender Composition June 2024 Cumulative

