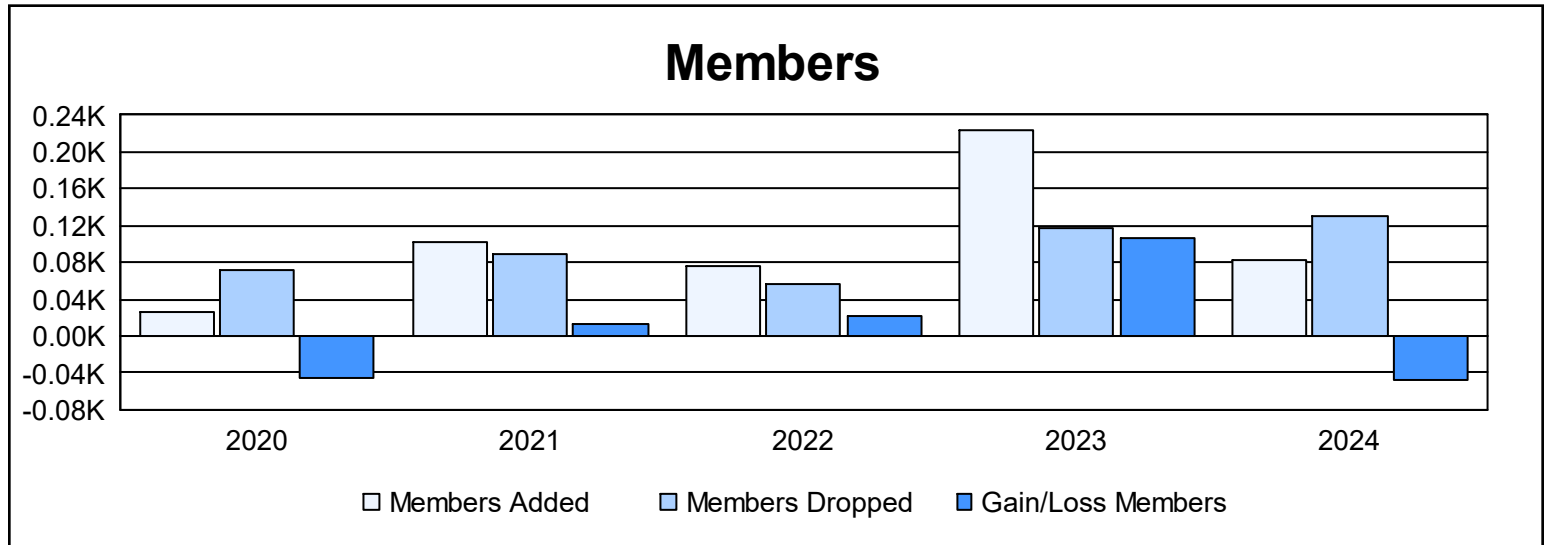
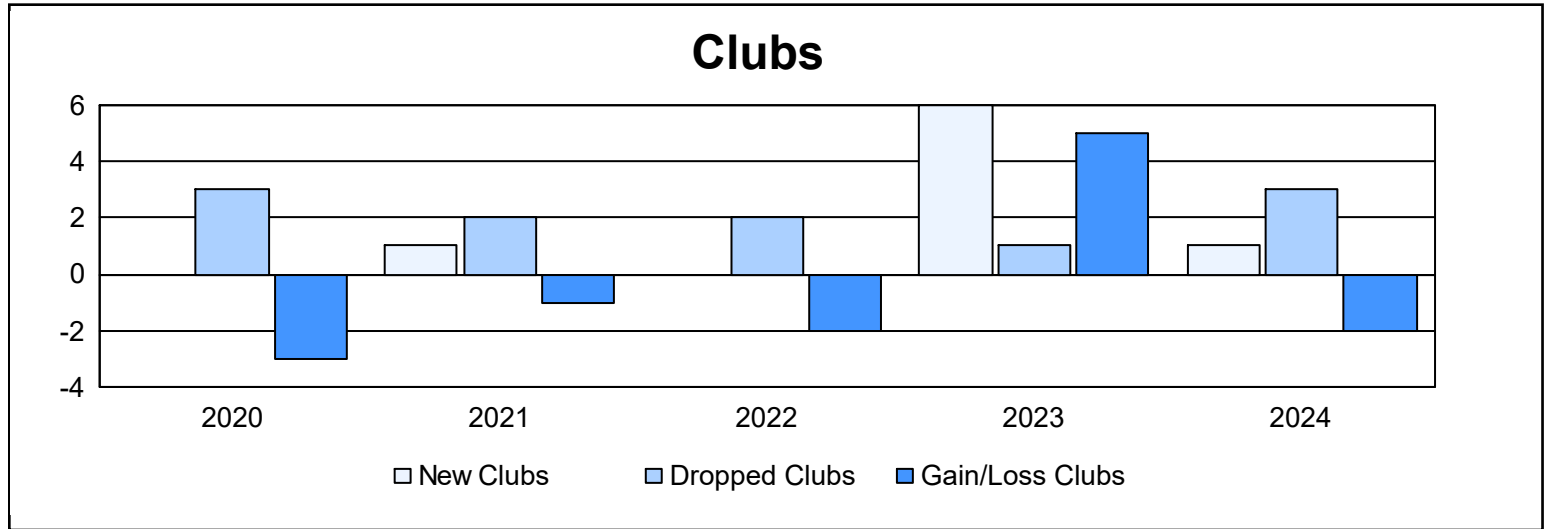
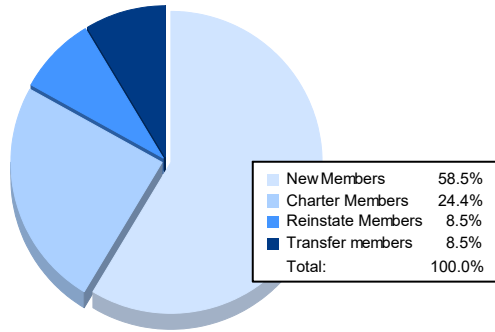


Year	New Clubs	Dropped Clubs	Gain/ Loss Clubs	New Members	Charter Members	Reinstate Members	Transfer Members	Total Member Added	Total Members Dropped	Gain/ Loss Members
2019-2020	0	3	-3	15	3	1	6	25	71	-46
2020-2021	1	2	-1	58	25	10	9	102	88	14
2021-2022	0	2	-2	70	0	7	0	77	56	21
2022-2023	6	1	5	81	137	5	1	224	118	106
2023-2024	1	3	-2	48	20	7	7	82	130	-48
<b>Average</b>	<b>2</b>	<b>2</b>	<b>-1</b>	<b>54</b>	<b>37</b>	<b>6</b>	<b>5</b>	<b>102</b>	<b>93</b>	<b>9</b>



### Membership Composition June 2024 Cumulative



### Gender Composition June 2024 Cumulative

