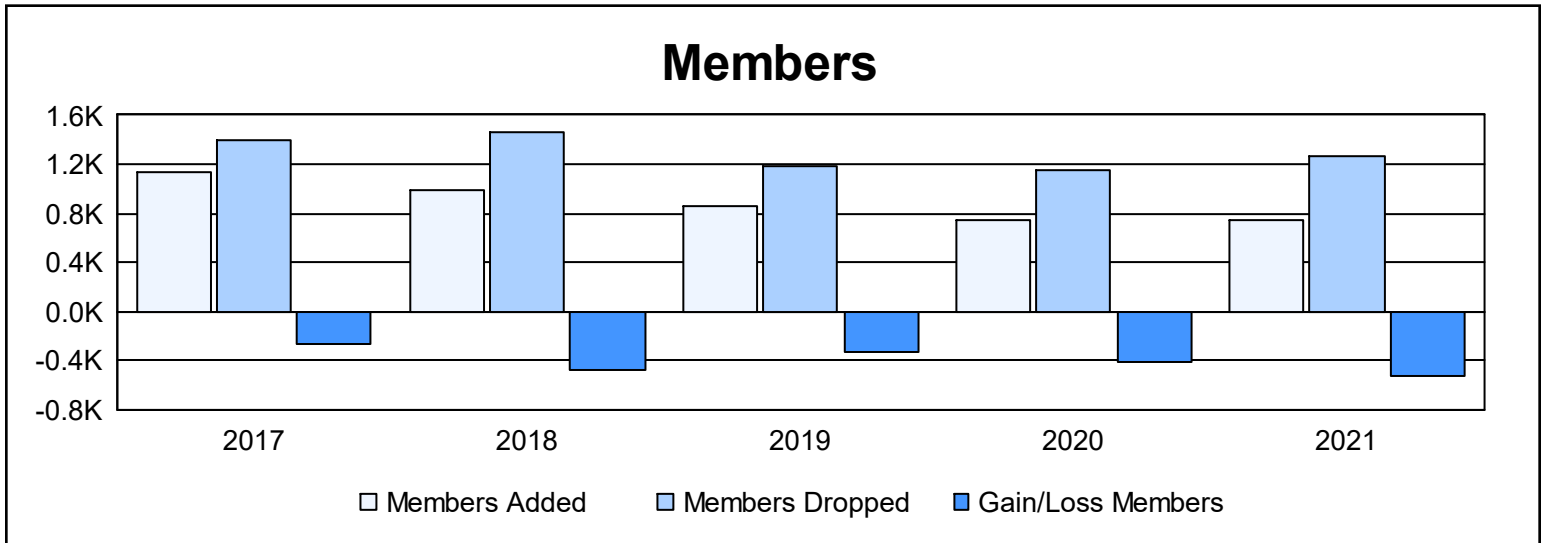
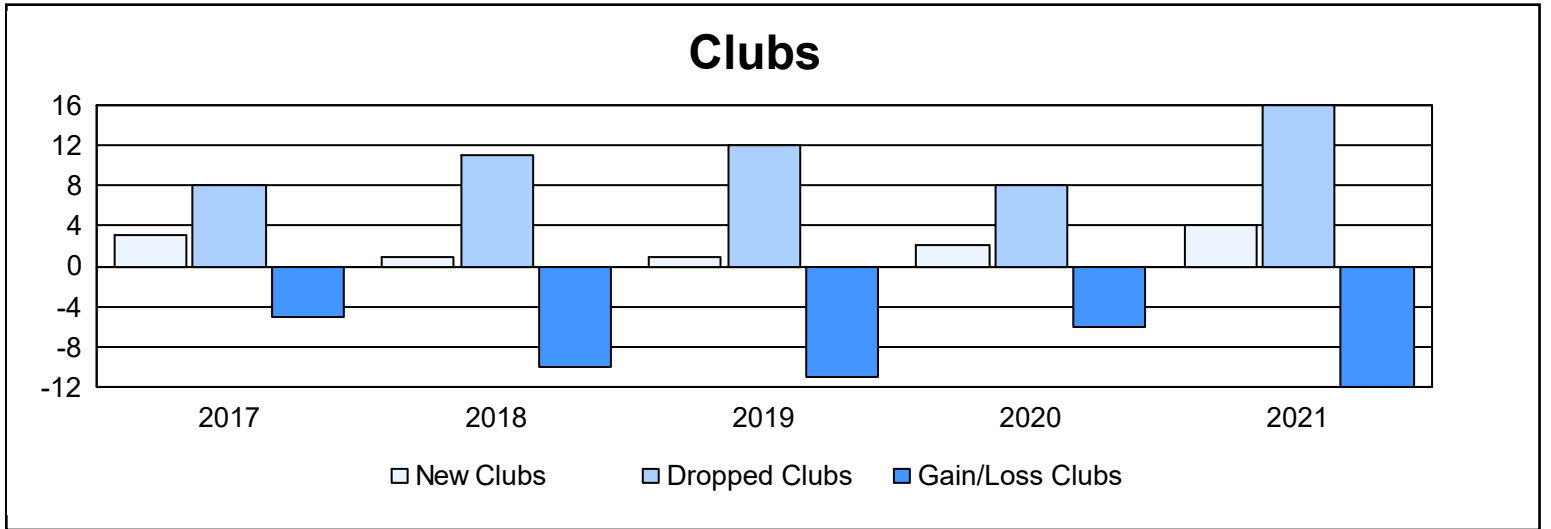
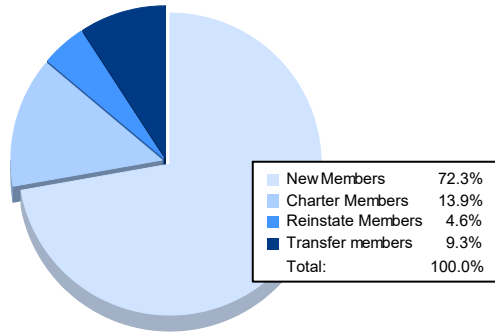


Year	New Clubs	Dropped Clubs	Gain/ Loss Clubs	New Members	Charter Members	Reinstate Members	Transfer Members	Total Member Added	Total Members Dropped	Gain/ Loss Members
2016-2017	3	8	-5	964	90	35	38	1,127	1,393	-266
2017-2018	1	11	-10	836	37	36	76	985	1,462	-477
2018-2019	1	12	-11	731	38	48	34	851	1,181	-330
2019-2020	2	8	-6	583	58	56	48	745	1,149	-404
2020-2021	4	16	-12	537	103	34	69	743	1,271	-528
<b>Average</b>	<b>2</b>	<b>11</b>	<b>-9</b>	<b>730</b>	<b>65</b>	<b>42</b>	<b>53</b>	<b>890</b>	<b>1,291</b>	<b>-401</b>



### Membership Composition June 2021 Cumulative



### Gender Composition June 2021 Cumulative

