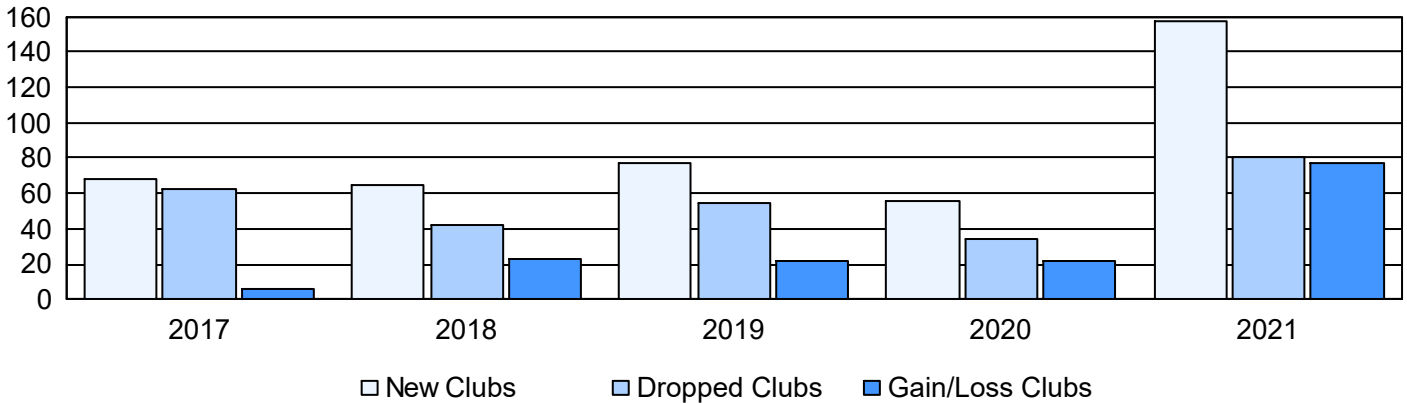
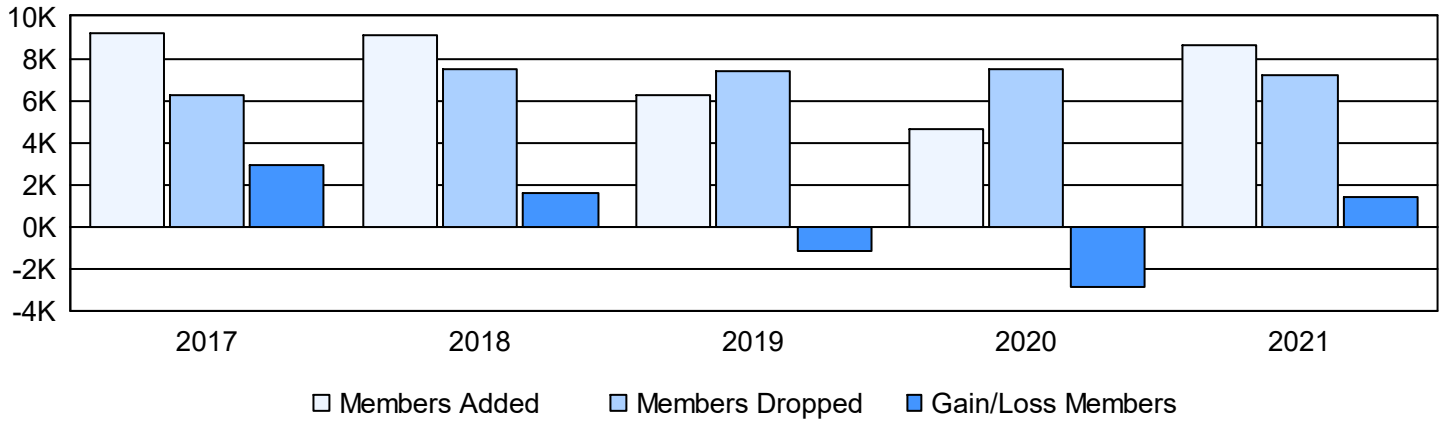


Year	New Clubs	Dropped Clubs	Gain/Loss Clubs	New Members	Charter Members	Reinstate Members	Transfer Members	Total Member Added	Total Members Dropped	Gain/Loss Members
2016-2017	68	62	6	5,952	2,107	836	250	9,145	6,239	2,906
2017-2018	65	42	23	6,438	1,859	671	167	9,135	7,509	1,626
2018-2019	77	55	22	2,772	2,219	1,057	155	6,203	7,410	-1,207
2019-2020	56	34	22	2,193	1,552	730	118	4,593	7,488	-2,895
2020-2021	157	80	77	3,450	4,254	780	88	8,572	7,204	1,368
Average	85	55	30	4,161	2,398	815	156	7,530	7,170	360

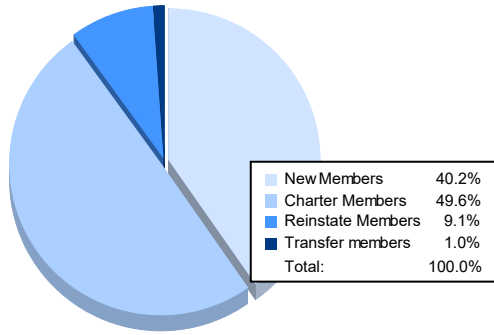
Clubs



Members



Membership Composition June 2021 Cumulative



Gender Composition June 2021 Cumulative

