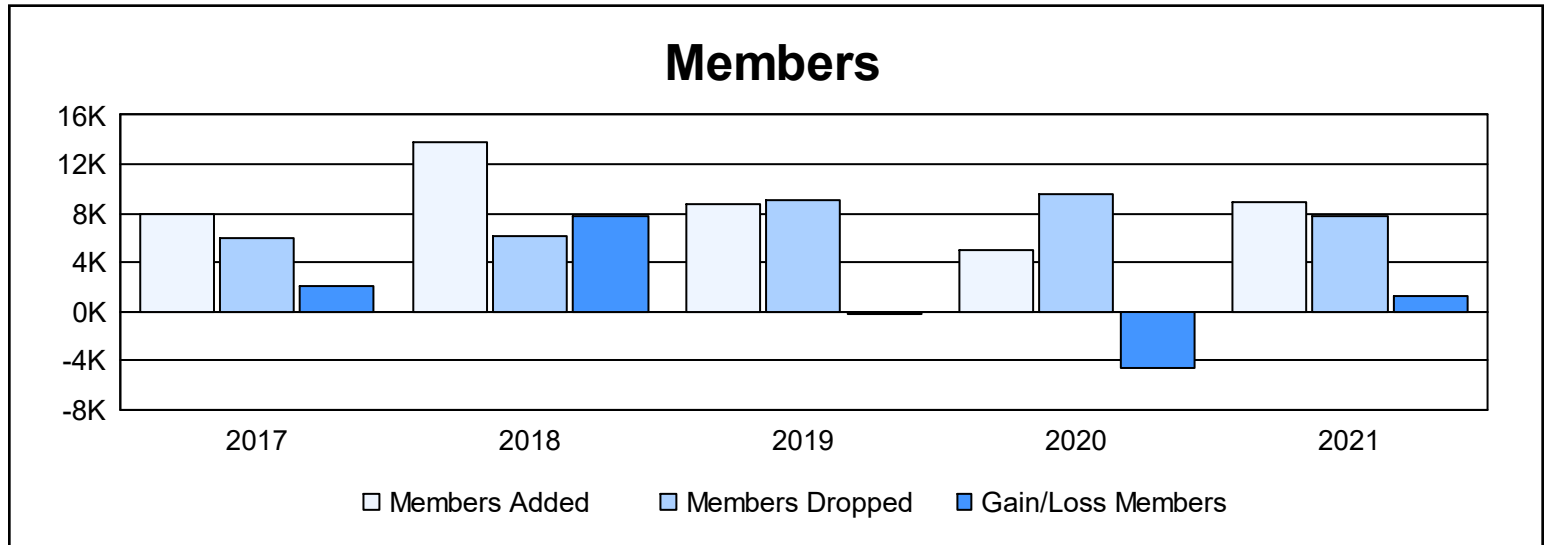
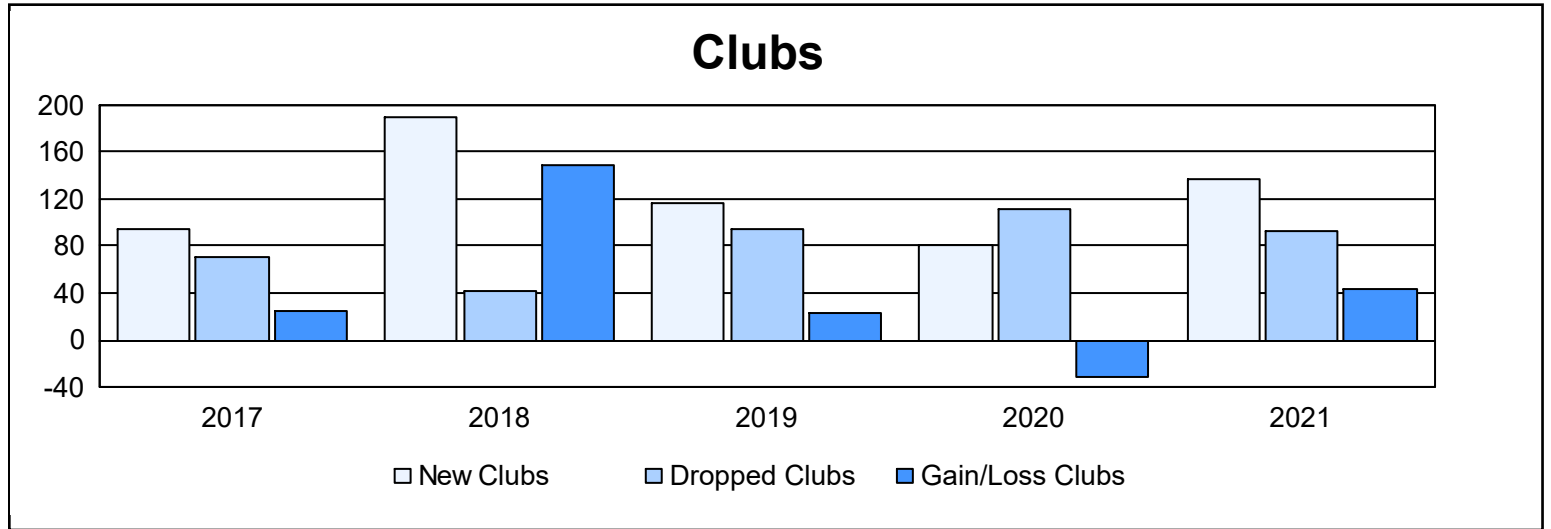
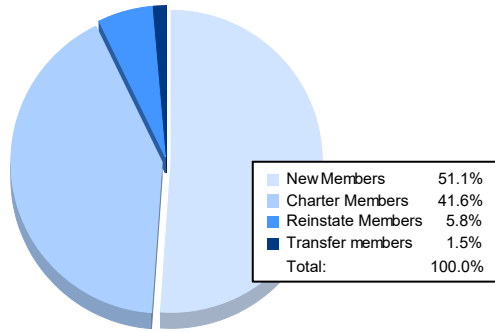


Year	New Clubs	Dropped Clubs	Gain/ Loss Clubs	New Members	Charter Members	Reinstate Members	Transfer Members	Total Member Added	Total Members Dropped	Gain/ Loss Members
2016-2017	95	71	24	4,877	2,570	416	140	8,003	5,982	2,021
2017-2018	190	41	149	8,245	4,858	611	73	13,787	6,093	7,694
2018-2019	117	94	23	4,699	3,251	485	325	8,760	9,015	-255
2019-2020	80	111	-31	2,413	2,124	391	69	4,997	9,594	-4,597
2020-2021	136	93	43	4,592	3,733	521	132	8,978	7,723	1,255
<b>Average</b>	<b>124</b>	<b>82</b>	<b>42</b>	<b>4,965</b>	<b>3,307</b>	<b>485</b>	<b>148</b>	<b>8,905</b>	<b>7,681</b>	<b>1,224</b>



### Membership Composition June 2021 Cumulative



### Gender Composition June 2021 Cumulative

