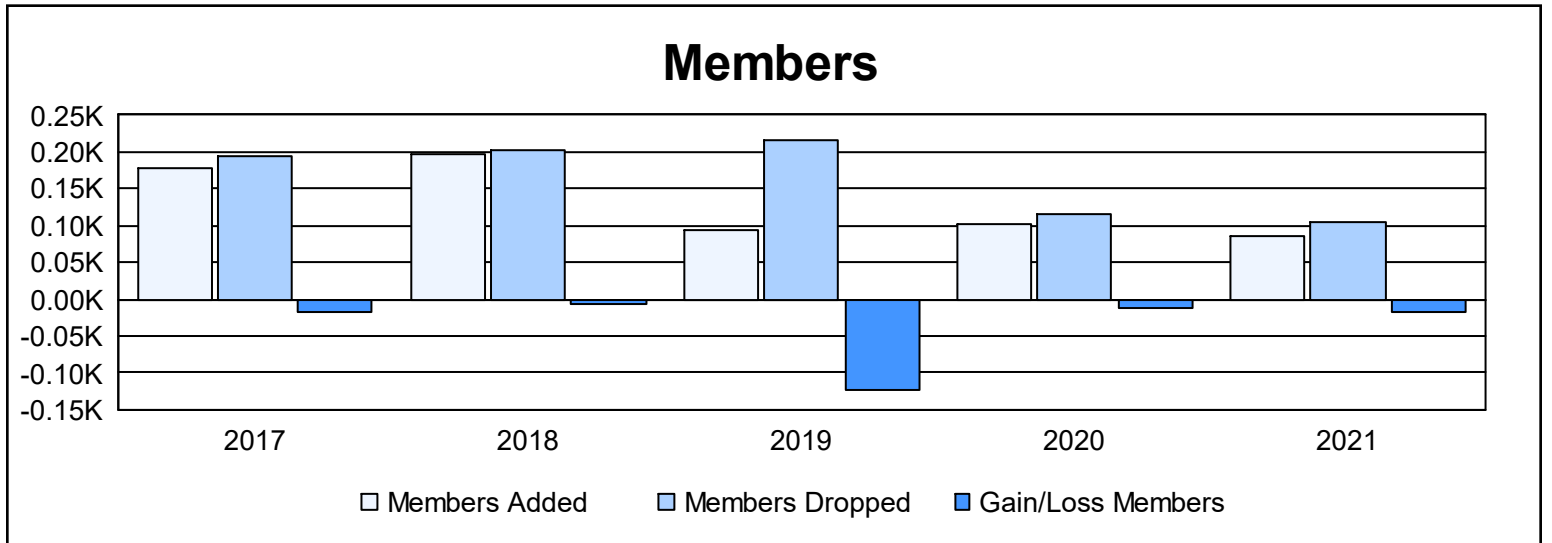
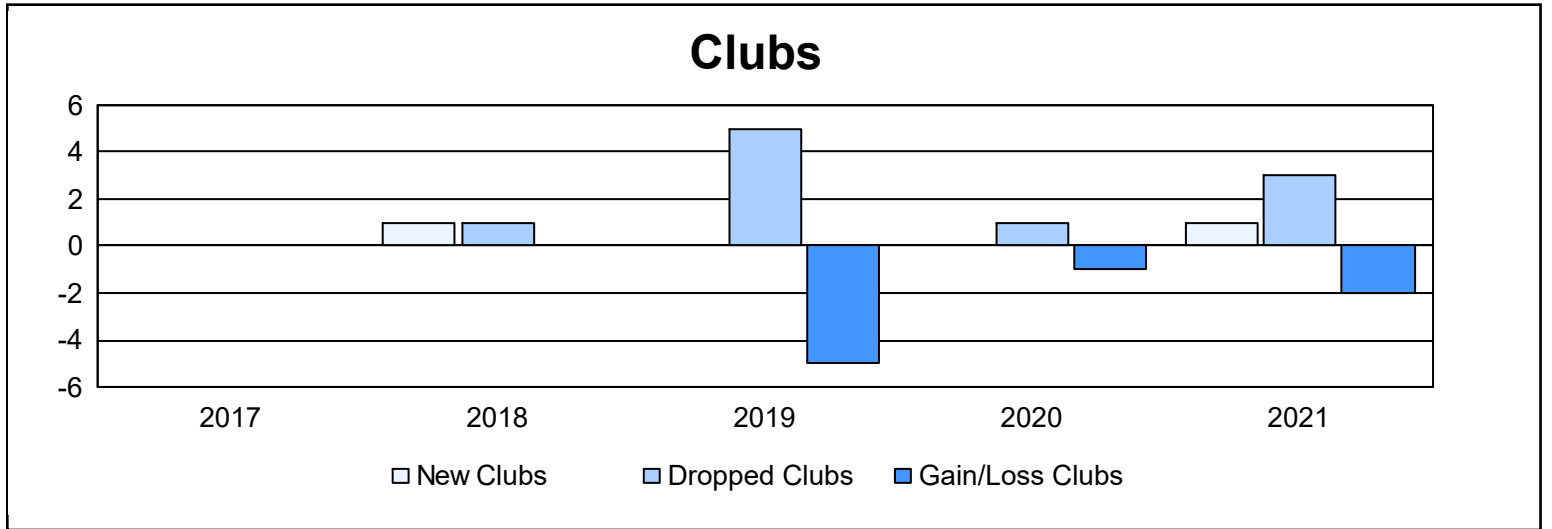
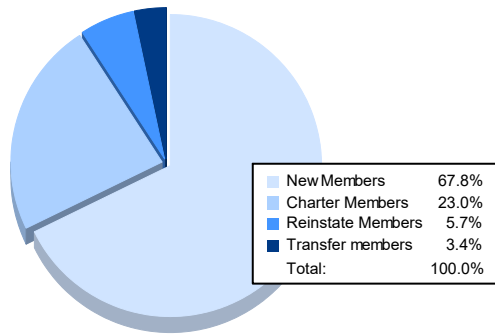


| Year | New Clubs | Dropped Clubs | Gain/ Loss Clubs | New Members | Charter Members | Reinstate Members | Transfer Members | Total Member Added | Total Members Dropped | Gain/ Loss Members |
|----------------|-----------|---------------|------------------|-------------|-----------------|-------------------|------------------|--------------------|-----------------------|--------------------|
| 2016-2017 | 0 | 0 | 0 | 147 | 0 | 22 | 8 | 177 | 195 | -18 |
| 2017-2018 | 1 | 1 | 0 | 151 | 32 | 2 | 11 | 196 | 203 | -7 |
| 2018-2019 | 0 | 5 | -5 | 81 | 1 | 4 | 7 | 93 | 216 | -123 |
| 2019-2020 | 0 | 1 | -1 | 80 | 1 | 16 | 6 | 103 | 115 | -12 |
| 2020-2021 | 1 | 3 | -2 | 59 | 20 | 5 | 3 | 87 | 104 | -17 |
| Average | 0 | 2 | -2 | 104 | 11 | 10 | 7 | 131 | 167 | -35 |



Membership Composition June 2021 Cumulative



Gender Composition June 2021 Cumulative

