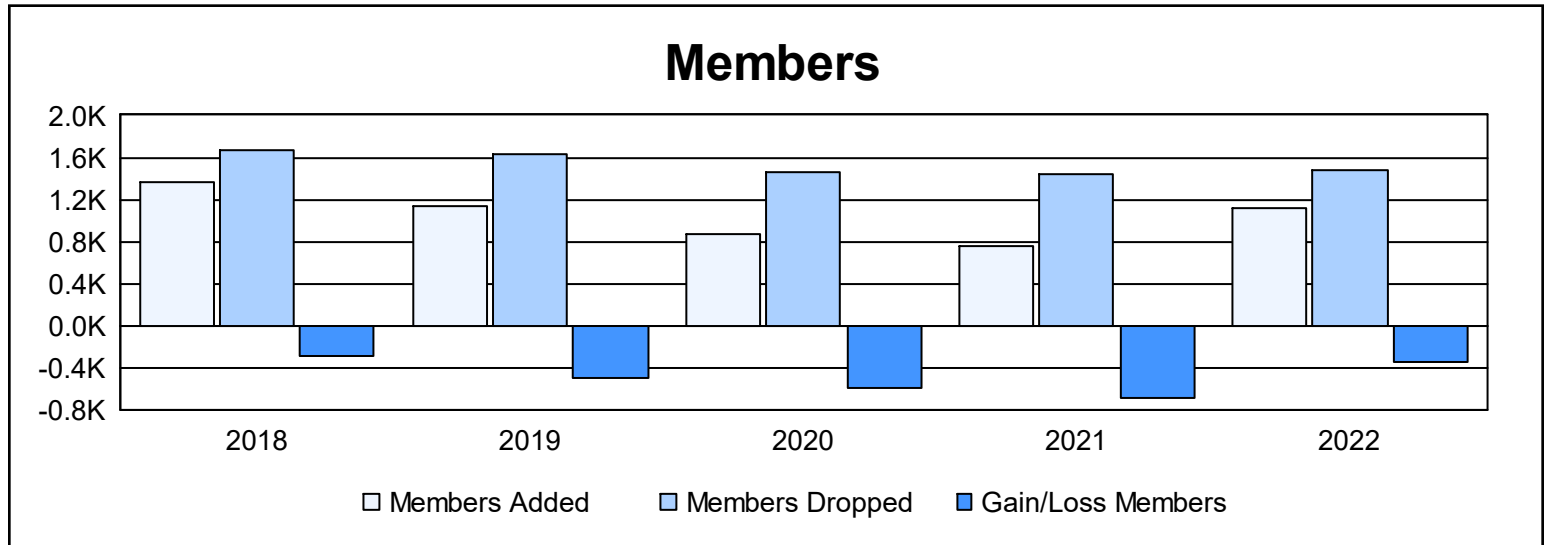
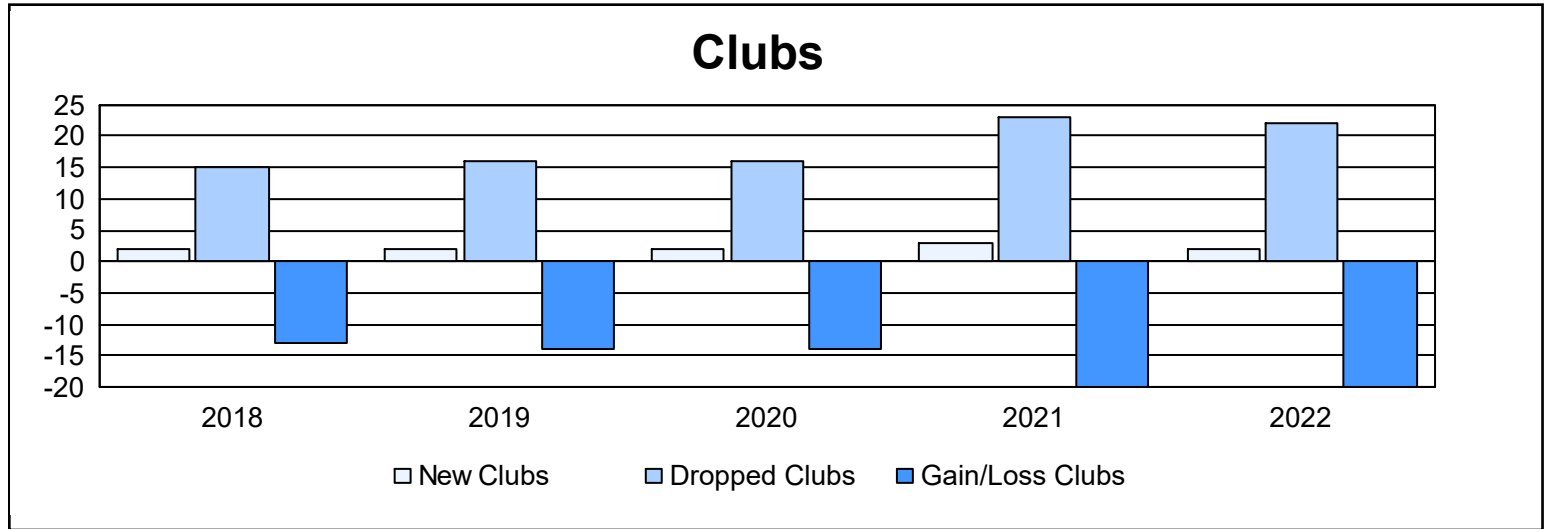
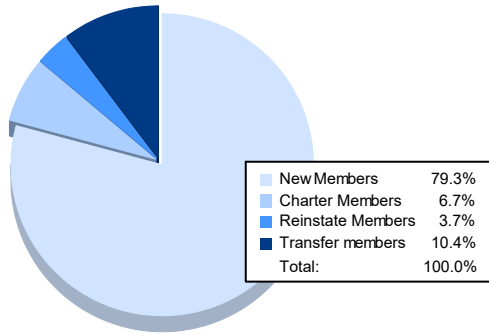


Year	New Clubs	Dropped Clubs	Gain/ Loss Clubs	New Members	Charter Members	Reinstate Members	Transfer Members	Total Member Added	Total Members Dropped	Gain/ Loss Members
2017-2018	2	15	-13	1,158	52	43	113	1,366	1,665	-299
2018-2019	2	16	-14	934	60	32	100	1,126	1,622	-496
2019-2020	2	16	-14	629	73	51	112	865	1,456	-591
2020-2021	3	23	-20	538	96	31	93	758	1,438	-680
2021-2022	2	22	-20	888	75	41	116	1,120	1,469	-349
Average	2	18	-16	829	71	40	107	1,047	1,530	-483



Membership Composition June 2022 Cumulative



Gender Composition June 2022 Cumulative

