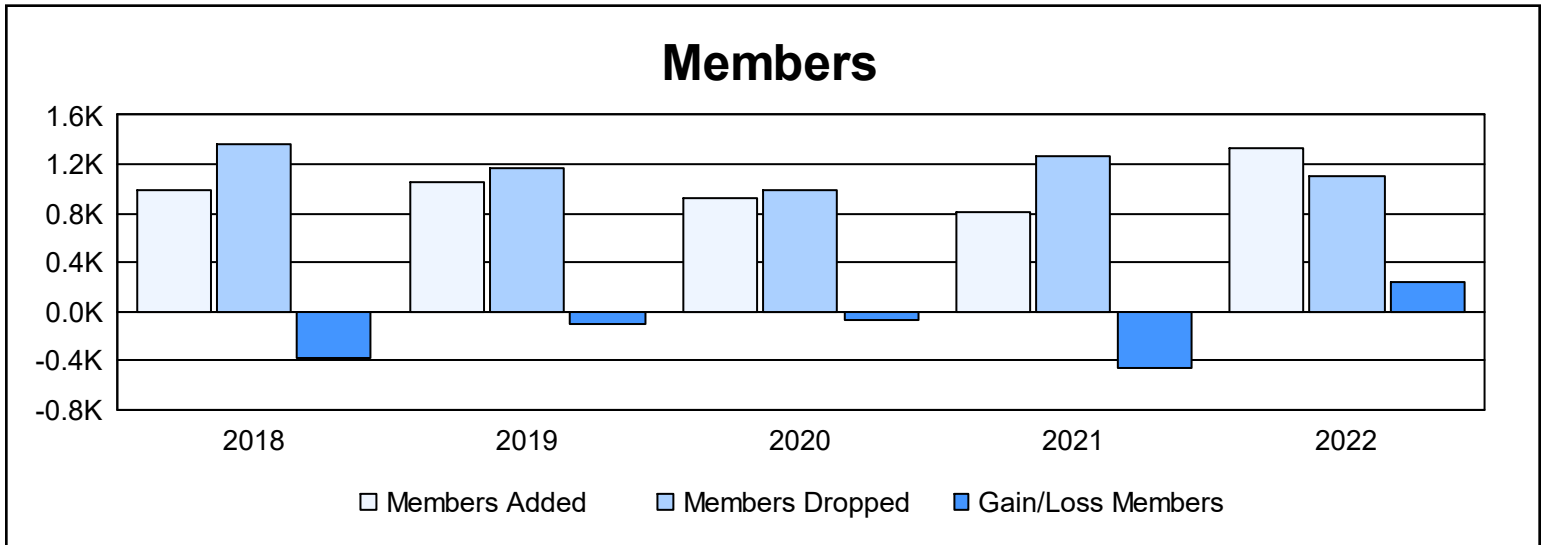
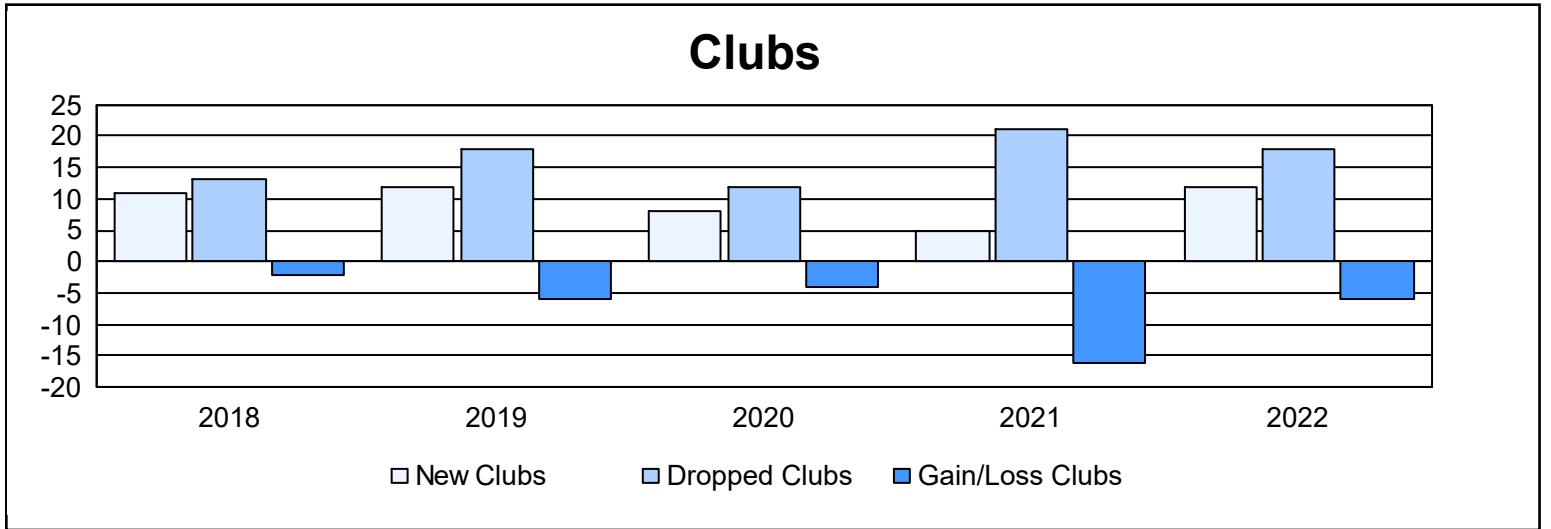
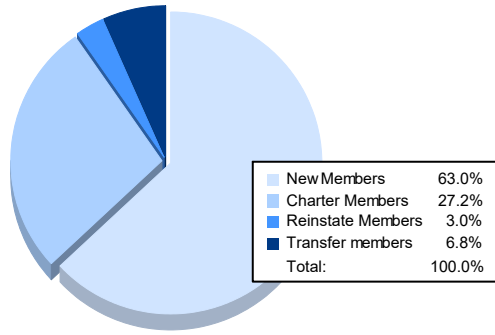


Year	New Clubs	Dropped Clubs	Gain/ Loss Clubs	New Members	Charter Members	Reinstate Members	Transfer Members	Total Member Added	Total Members Dropped	Gain/ Loss Members
2017-2018	11	13	-2	589	307	42	56	994	1,371	-377
2018-2019	12	18	-6	625	343	31	62	1,061	1,160	-99
2019-2020	8	12	-4	557	280	57	32	926	994	-68
2020-2021	5	21	-16	488	183	87	47	805	1,264	-459
2021-2022	12	18	-6	842	364	40	91	1,337	1,101	236
Average	10	16	-7	620	295	51	58	1,025	1,178	-153



Membership Composition June 2022 Cumulative



Gender Composition June 2022 Cumulative

