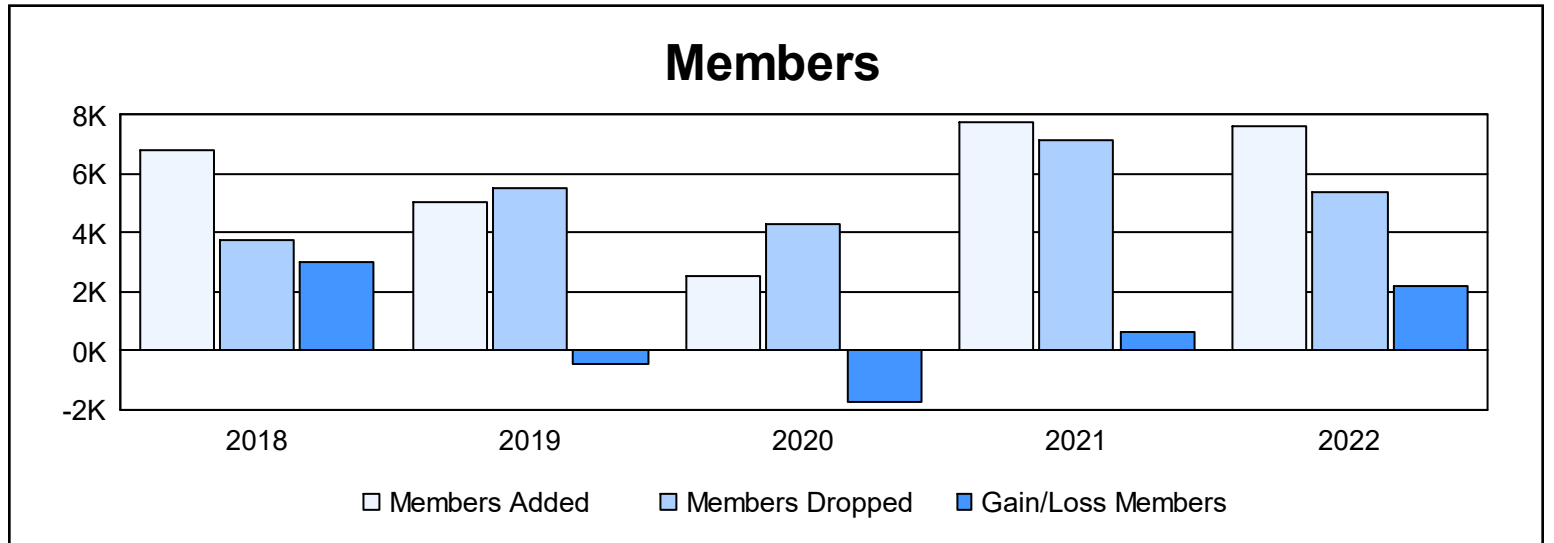
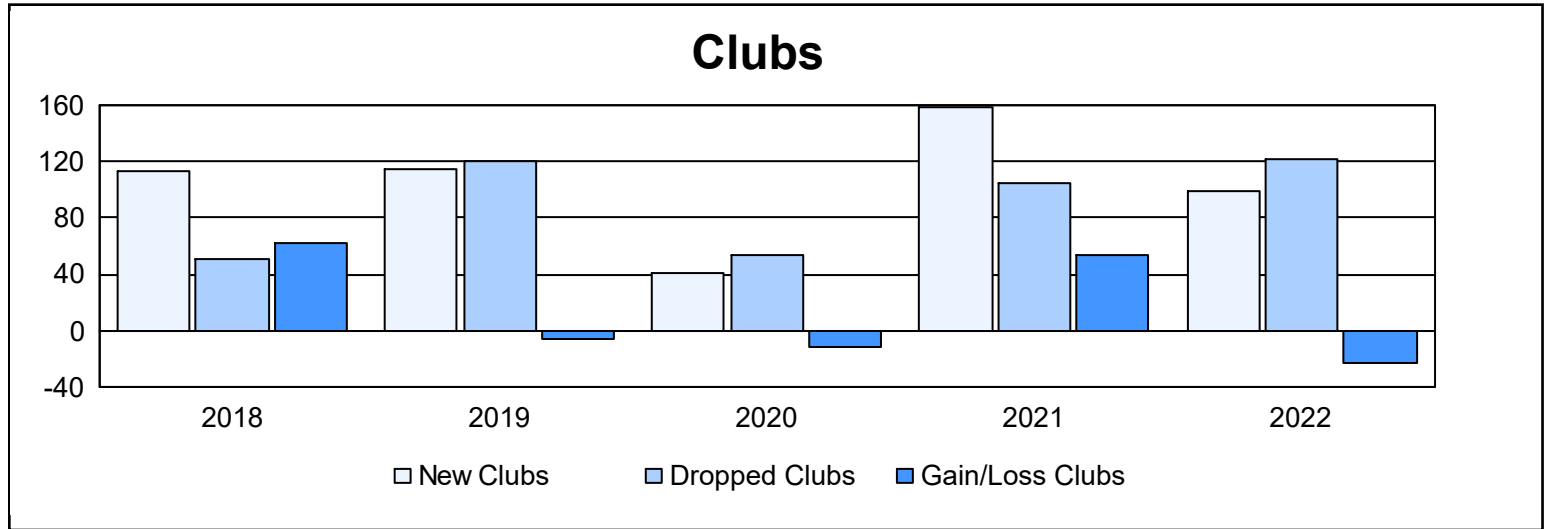
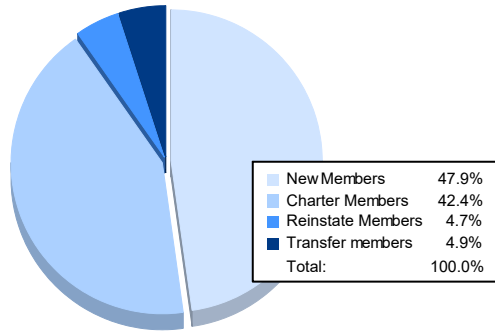


Year	New Clubs	Dropped Clubs	Gain/ Loss Clubs	New Members	Charter Members	Reinstate Members	Transfer Members	Total Member Added	Total Members Dropped	Gain/ Loss Members
2017-2018	113	51	62	2,594	3,201	610	380	6,785	3,773	3,012
2018-2019	114	120	-6	1,828	2,767	292	136	5,023	5,495	-472
2019-2020	41	53	-12	1,163	1,129	116	144	2,552	4,280	-1,728
2020-2021	158	105	53	2,741	4,460	292	282	7,775	7,168	607
2021-2022	99	122	-23	3,656	3,237	362	377	7,632	5,413	2,219
<b>Average</b>	<b>105</b>	<b>90</b>	<b>15</b>	<b>2,396</b>	<b>2,959</b>	<b>334</b>	<b>264</b>	<b>5,953</b>	<b>5,226</b>	<b>728</b>



### Membership Composition June 2022 Cumulative



### Gender Composition June 2022 Cumulative

