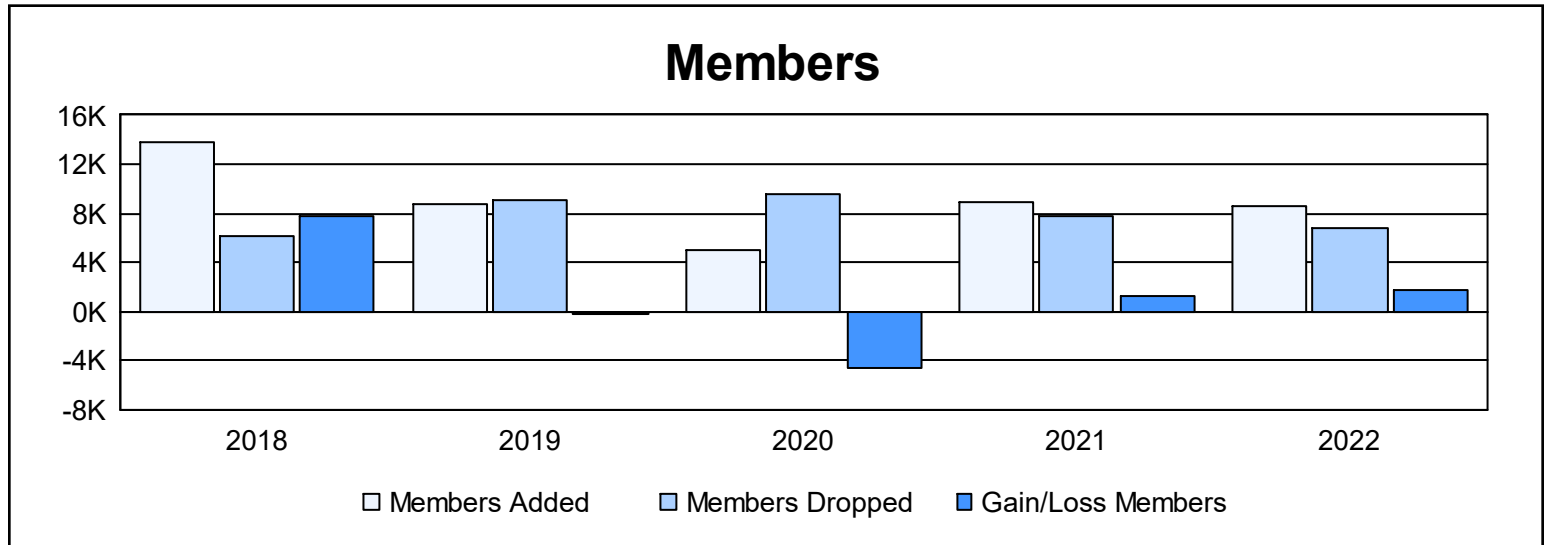
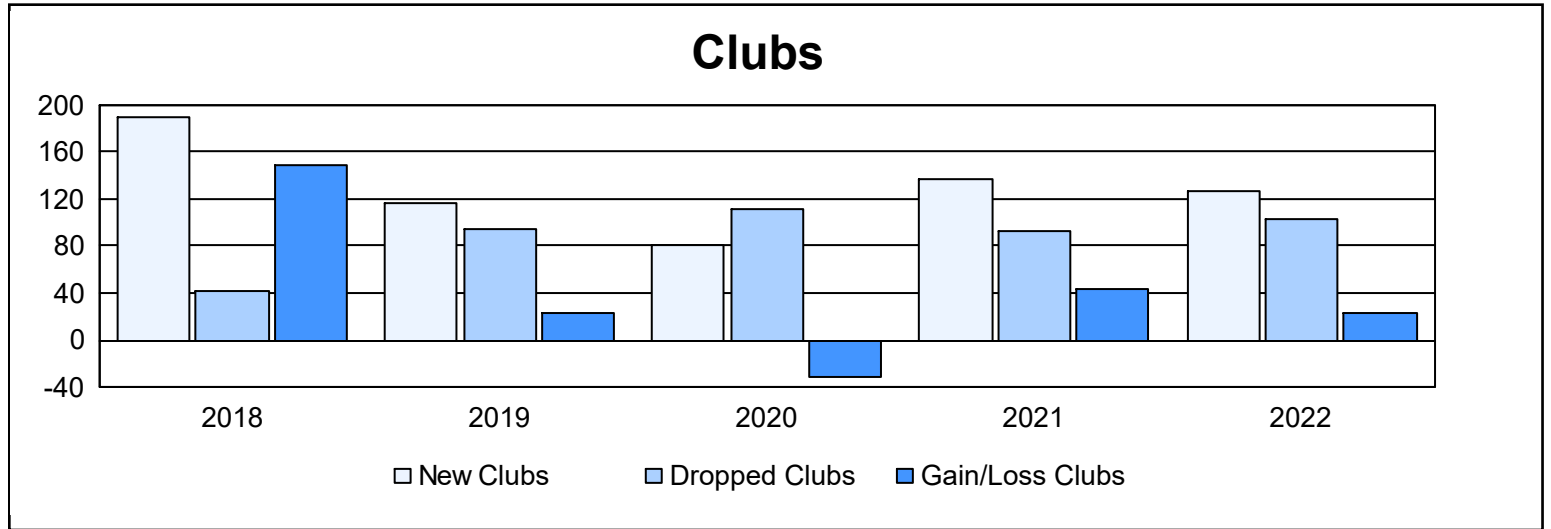
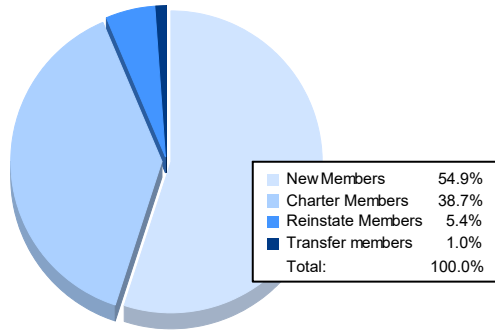


Year	New Clubs	Dropped Clubs	Gain/ Loss Clubs	New Members	Charter Members	Reinstate Members	Transfer Members	Total Member Added	Total Members Dropped	Gain/ Loss Members
2017-2018	190	41	149	8,245	4,858	611	73	13,787	6,093	7,694
2018-2019	117	94	23	4,699	3,251	485	325	8,760	9,015	-255
2019-2020	80	111	-31	2,413	2,124	391	69	4,997	9,594	-4,597
2020-2021	136	93	43	4,592	3,733	521	132	8,978	7,723	1,255
2021-2022	126	103	23	4,680	3,294	456	87	8,517	6,814	1,703
<b>Average</b>	<b>130</b>	<b>88</b>	<b>41</b>	<b>4,926</b>	<b>3,452</b>	<b>493</b>	<b>137</b>	<b>9,008</b>	<b>7,848</b>	<b>1,160</b>



### Membership Composition June 2022 Cumulative



### Gender Composition June 2022 Cumulative

