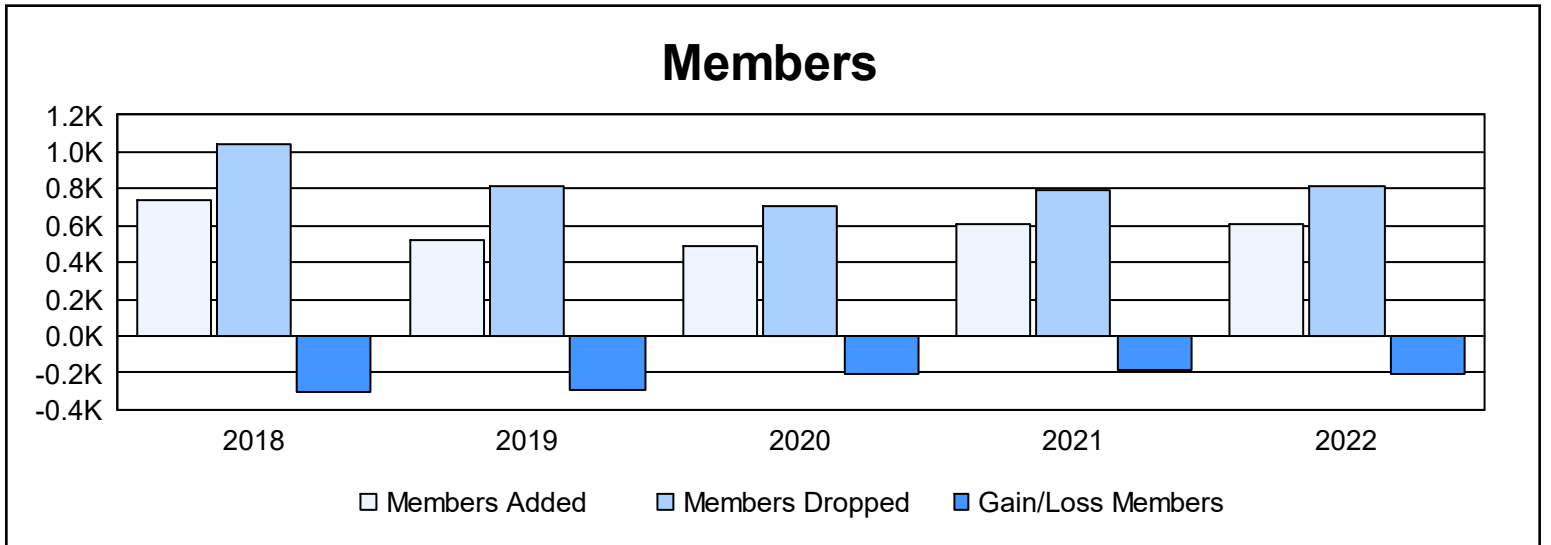
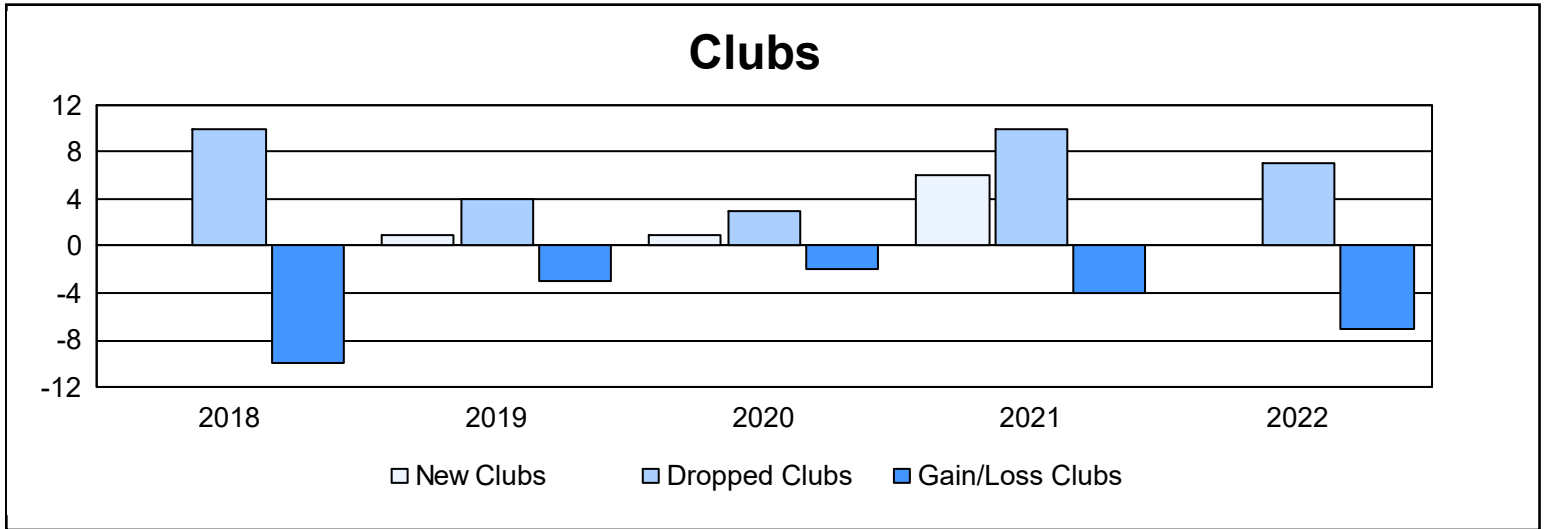


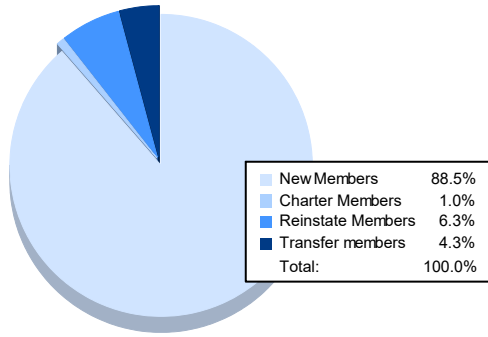
**Multiple District 5**

As of June 2022 Cumulative

Year	New Clubs	Dropped Clubs	Gain/Loss Clubs	New Members	Charter Members	Reinstate Members	Transfer Members	Total Member Added	Total Members Dropped	Gain/Loss Members
2017-2018	0	10	-10	654	0	39	49	742	1,047	-305
2018-2019	1	4	-3	436	27	22	32	517	814	-297
2019-2020	1	3	-2	396	36	25	33	490	701	-211
2020-2021	6	10	-4	387	166	17	36	606	788	-182
2021-2022	0	7	-7	538	6	38	26	608	819	-211
<b>Average</b>	<b>2</b>	<b>7</b>	<b>-5</b>	<b>482</b>	<b>47</b>	<b>28</b>	<b>35</b>	<b>593</b>	<b>834</b>	<b>-241</b>



### Membership Composition June 2022 Cumulative



### Gender Composition June 2022 Cumulative

