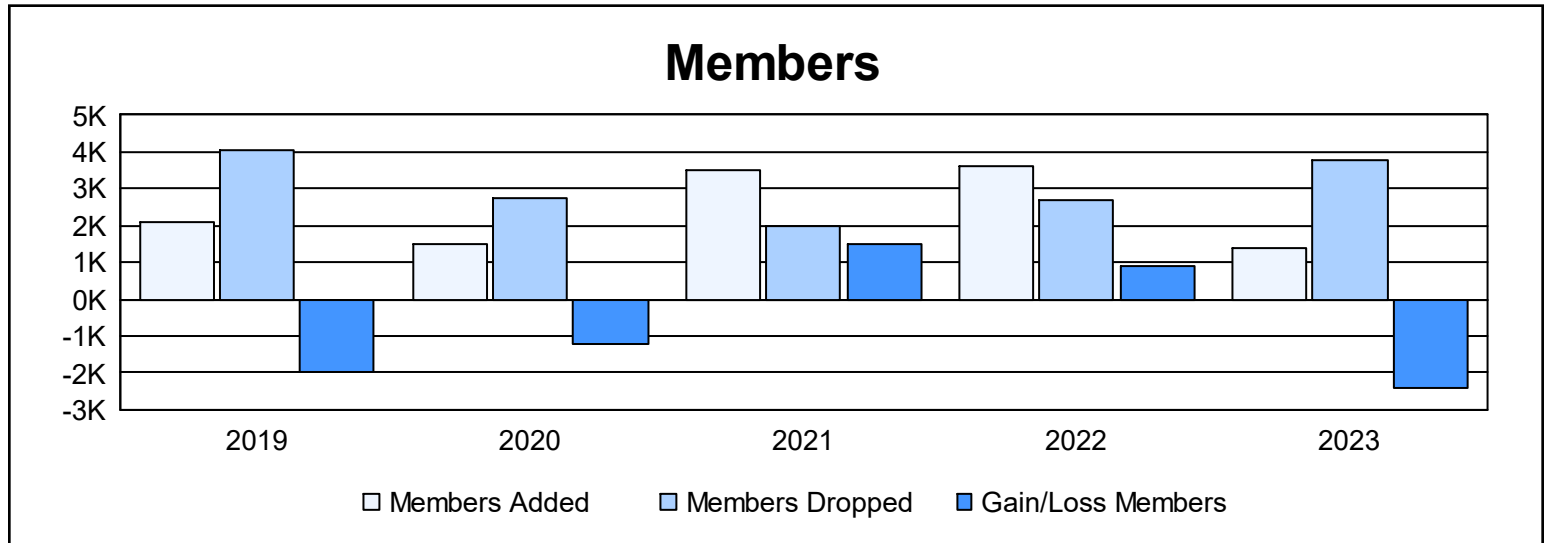
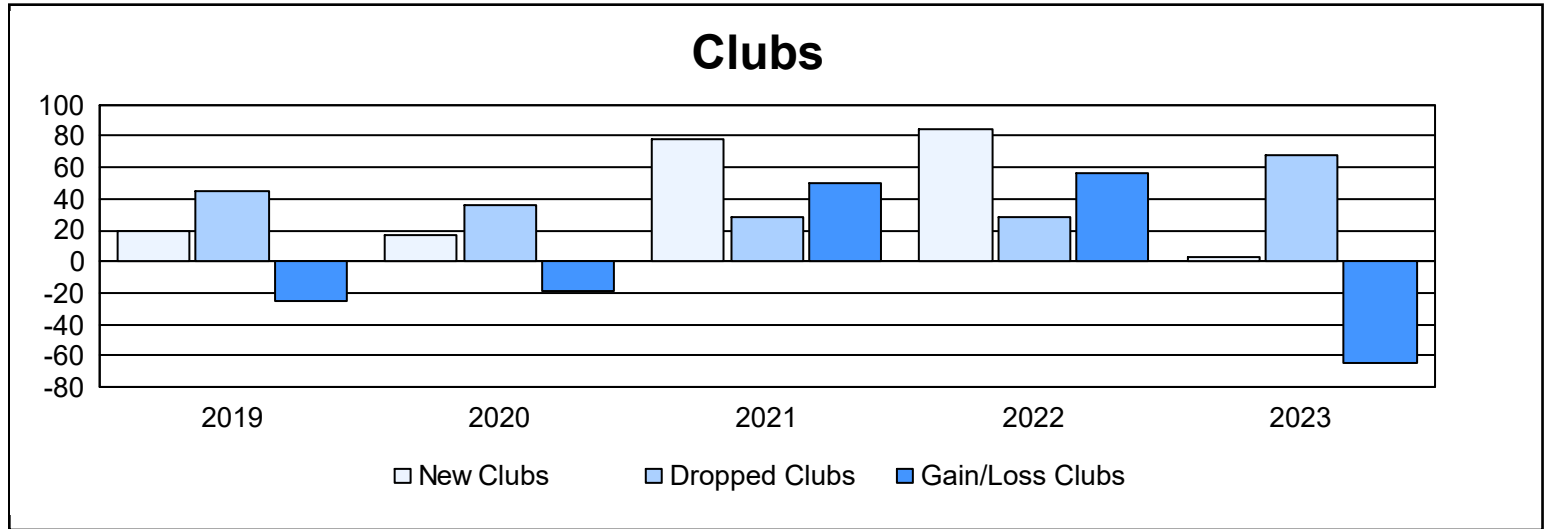
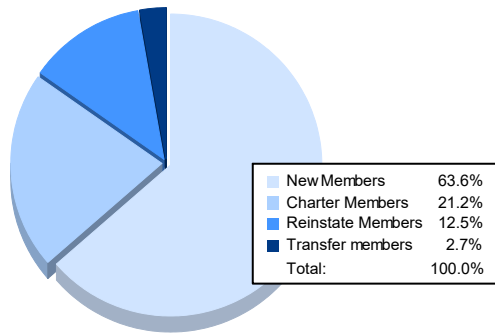


| Year | New Clubs | Dropped Clubs | Gain/ Loss Clubs | New Members | Charter Members | Reinstate Members | Transfer Members | Total Member Added | Total Members Dropped | Gain/ Loss Members |
|----------------|-----------|---------------|------------------|--------------|-----------------|-------------------|------------------|--------------------|-----------------------|--------------------|
| 2018-2019 | 20 | 45 | -25 | 999 | 649 | 397 | 49 | 2,094 | 4,050 | -1,956 |
| 2019-2020 | 17 | 36 | -19 | 757 | 525 | 159 | 80 | 1,521 | 2,732 | -1,211 |
| 2020-2021 | 78 | 28 | 50 | 1,310 | 2,000 | 133 | 60 | 3,503 | 1,991 | 1,512 |
| 2021-2022 | 84 | 28 | 56 | 1,363 | 2,030 | 115 | 79 | 3,587 | 2,697 | 890 |
| 2022-2023 | 3 | 68 | -65 | 889 | 296 | 174 | 38 | 1,397 | 3,795 | -2,398 |
| Average | 40 | 41 | -1 | 1,064 | 1,100 | 196 | 61 | 2,420 | 3,053 | -633 |



Membership Composition June 2023 Cumulative



Gender Composition June 2023 Cumulative

