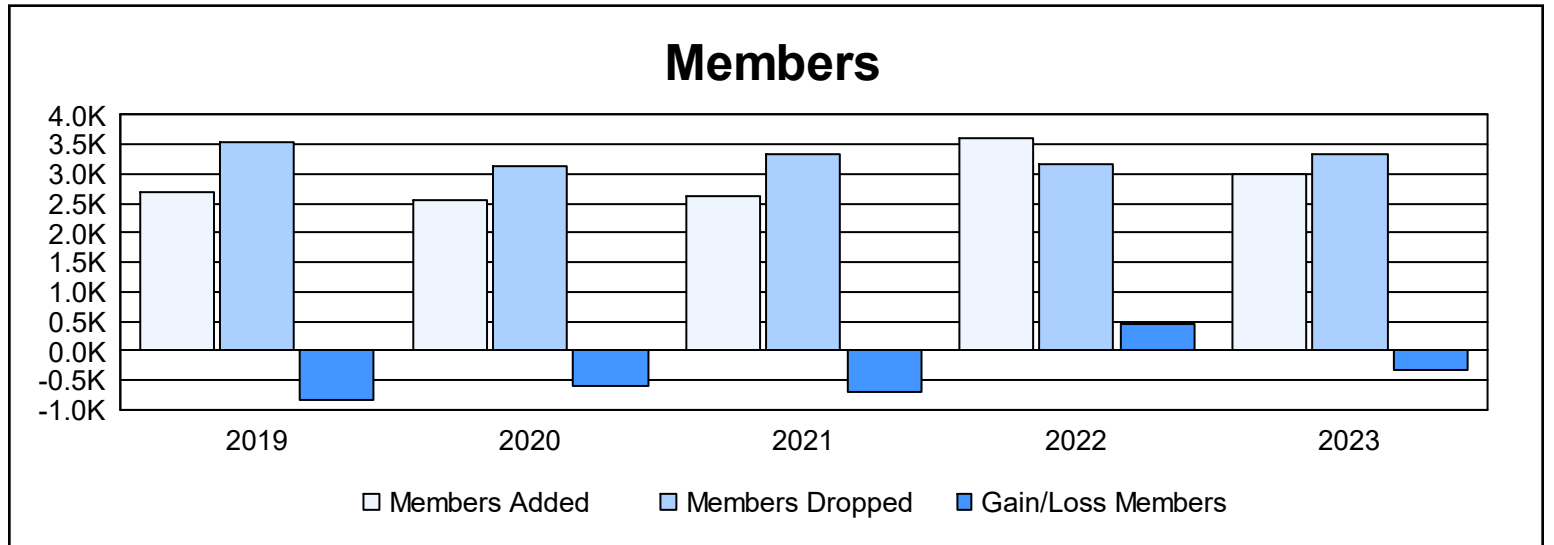
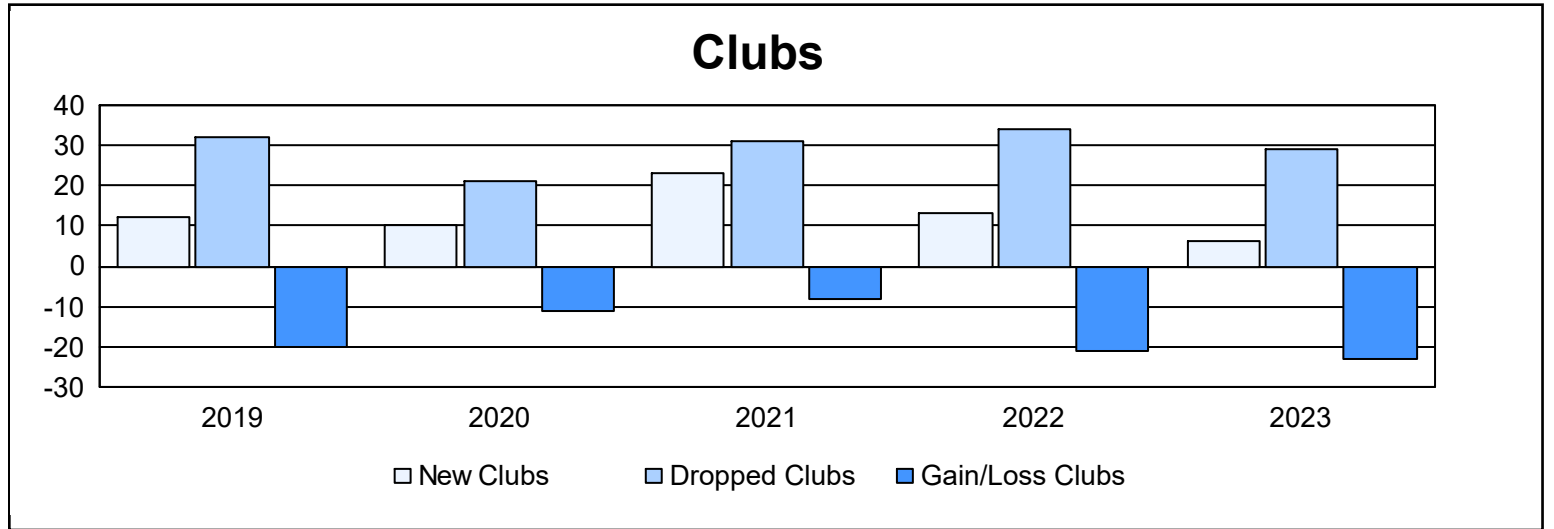
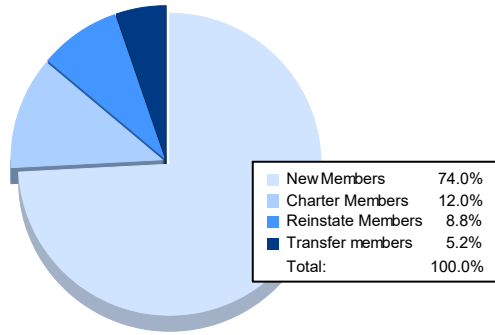


Year	New Clubs	Dropped Clubs	Gain/ Loss Clubs	New Members	Charter Members	Reinstate Members	Transfer Members	Total Member Added	Total Members Dropped	Gain/ Loss Members
2018-2019	12	32	-20	2,018	373	188	109	2,688	3,529	-841
2019-2020	10	21	-11	1,878	390	149	135	2,552	3,136	-584
2020-2021	23	31	-8	1,597	808	136	94	2,635	3,344	-709
2021-2022	13	34	-21	2,765	486	220	149	3,620	3,180	440
2022-2023	6	29	-23	2,213	359	263	154	2,989	3,332	-343
Average	13	29	-17	2,094	483	191	128	2,897	3,304	-407



Membership Composition June 2023 Cumulative



Gender Composition June 2023 Cumulative

