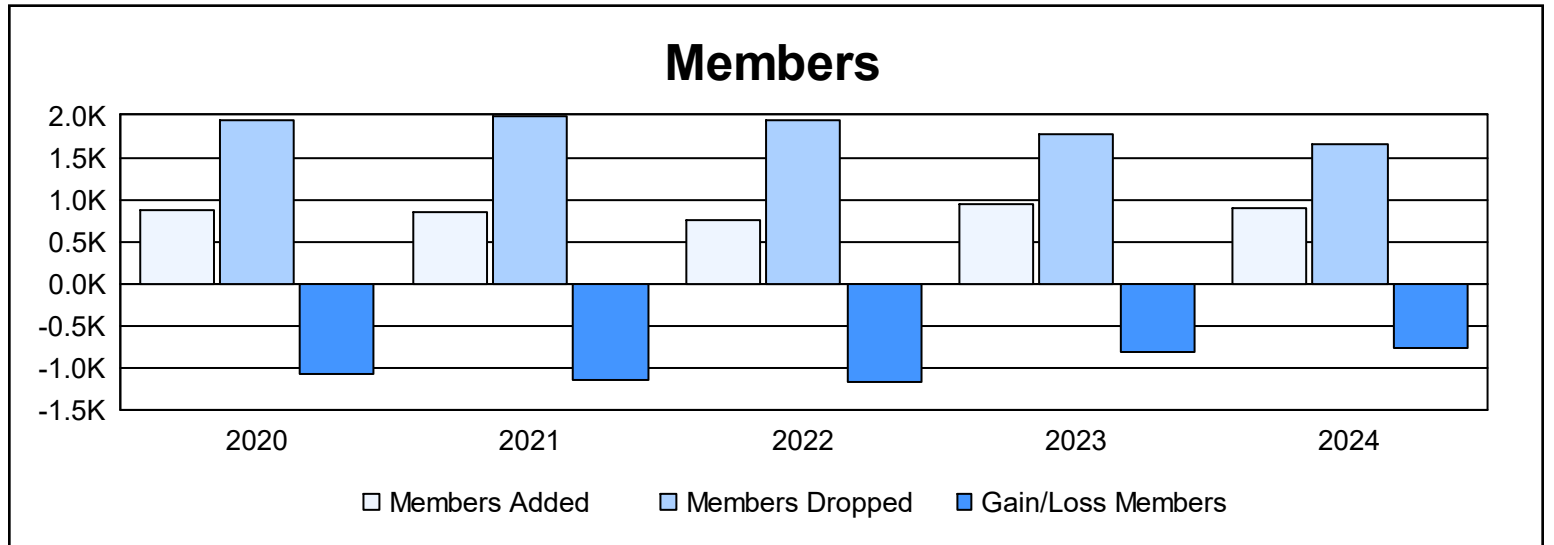
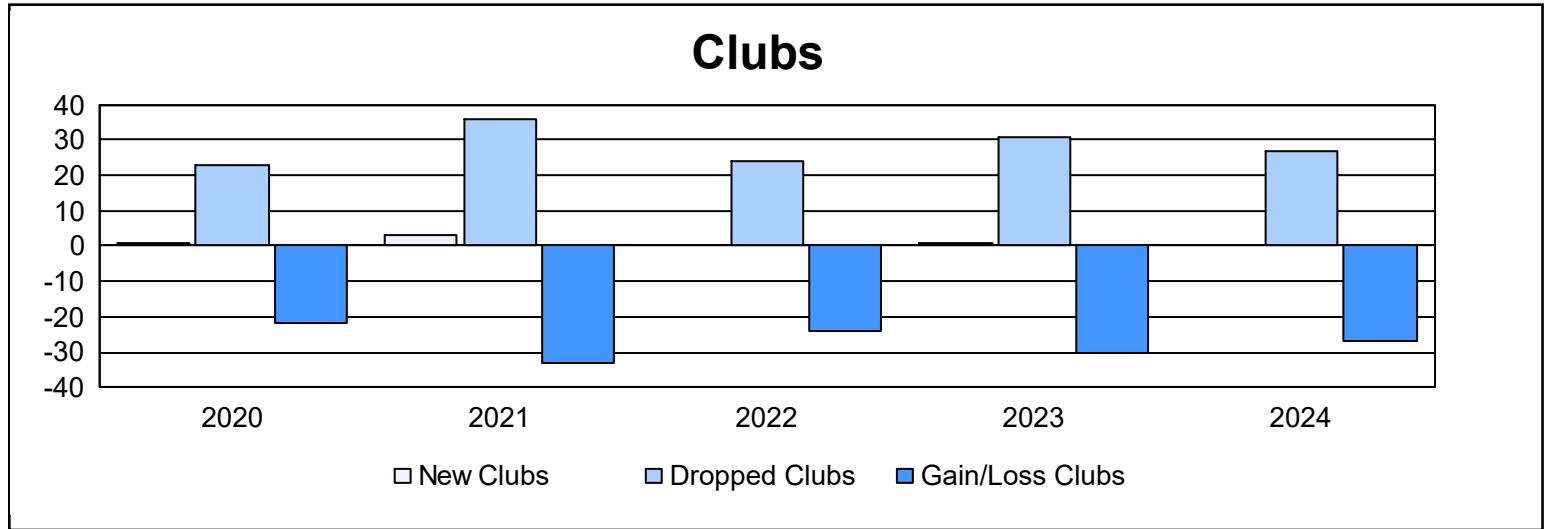
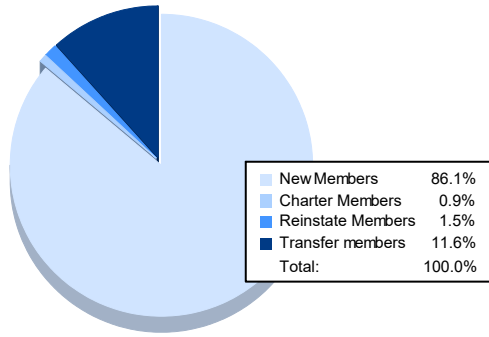


| Year | New Clubs | Dropped Clubs | Gain/Loss Clubs | New Members | Charter Members | Reinstate Members | Transfer Members | Total Member Added | Total Members Dropped | Gain/Loss Members |
|----------------|-----------|---------------|-----------------|-------------|-----------------|-------------------|------------------|--------------------|-----------------------|-------------------|
| 2019-2020 | 1 | 23 | -22 | 732 | 34 | 17 | 98 | 881 | 1,946 | -1,065 |
| 2020-2021 | 3 | 36 | -33 | 567 | 93 | 16 | 170 | 846 | 1,988 | -1,142 |
| 2021-2022 | 0 | 24 | -24 | 640 | 10 | 13 | 96 | 759 | 1,934 | -1,175 |
| 2022-2023 | 1 | 31 | -30 | 802 | 31 | 11 | 105 | 949 | 1,772 | -823 |
| 2023-2024 | 0 | 27 | -27 | 766 | 8 | 13 | 103 | 890 | 1,658 | -768 |
| Average | 1 | 28 | -27 | 701 | 35 | 14 | 114 | 865 | 1,860 | -995 |



Membership Composition June 2024 Cumulative



Gender Composition June 2024 Cumulative

