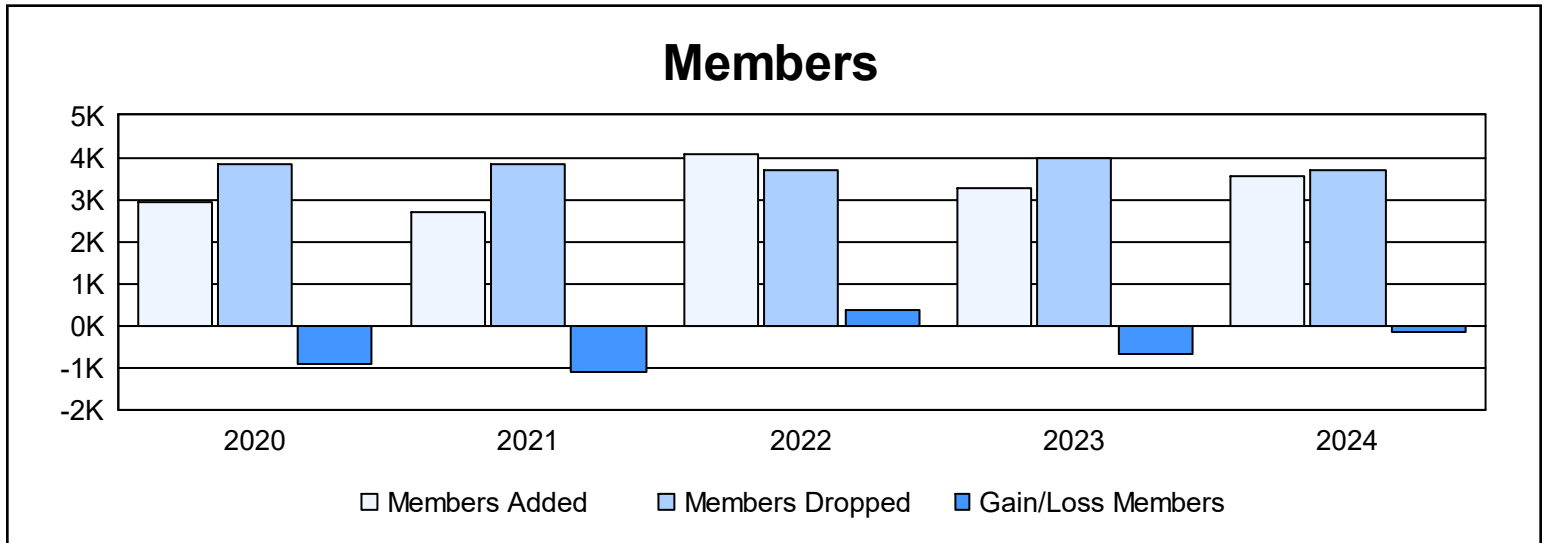
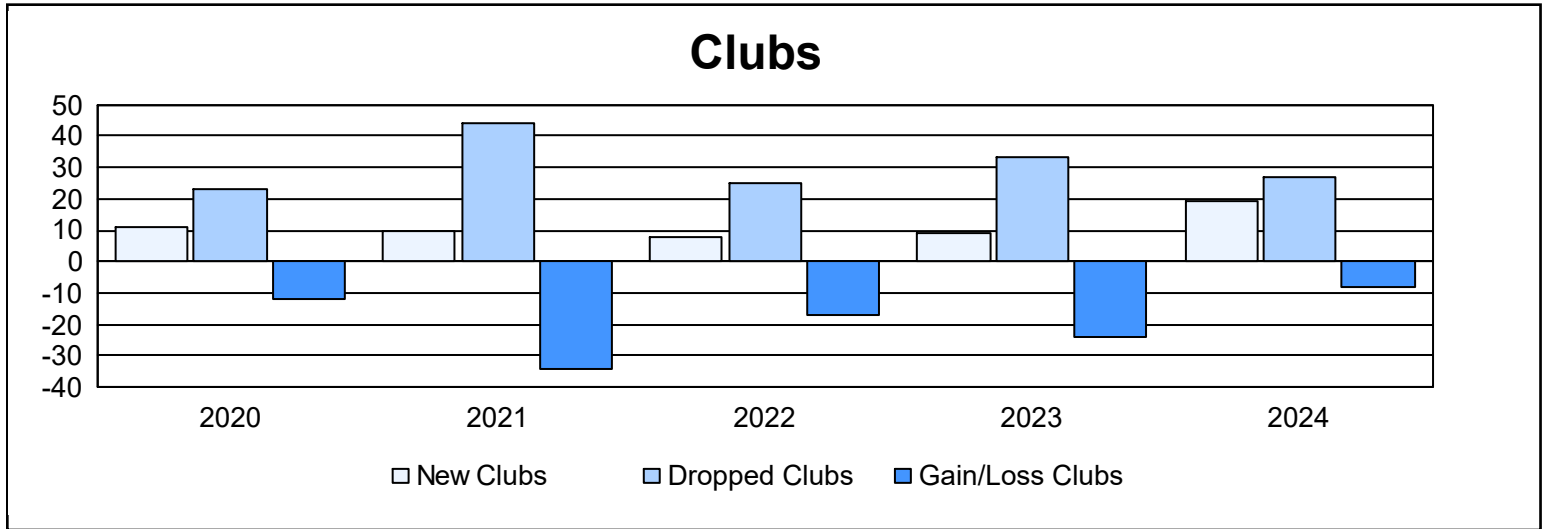
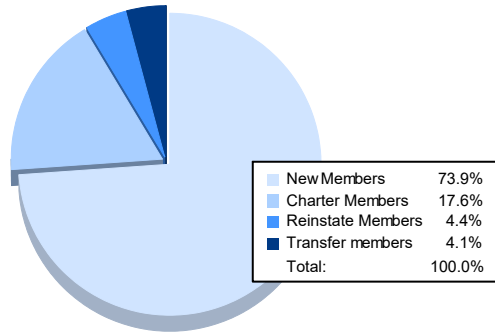


Year	New Clubs	Dropped Clubs	Gain/ Loss Clubs	New Members	Charter Members	Reinstate Members	Transfer Members	Total Member Added	Total Members Dropped	Gain/ Loss Members
2019-2020	11	23	-12	2,222	380	138	172	2,912	3,842	-930
2020-2021	10	44	-34	2,160	277	133	122	2,692	3,817	-1,125
2021-2022	8	25	-17	3,370	287	269	152	4,078	3,712	366
2022-2023	9	33	-24	2,644	278	152	200	3,274	3,964	-690
2023-2024	19	27	-8	2,610	622	156	144	3,532	3,674	-142
<b>Average</b>	<b>11</b>	<b>30</b>	<b>-19</b>	<b>2,601</b>	<b>369</b>	<b>170</b>	<b>158</b>	<b>3,298</b>	<b>3,802</b>	<b>-504</b>



### Membership Composition June 2024 Cumulative



### Gender Composition June 2024 Cumulative

