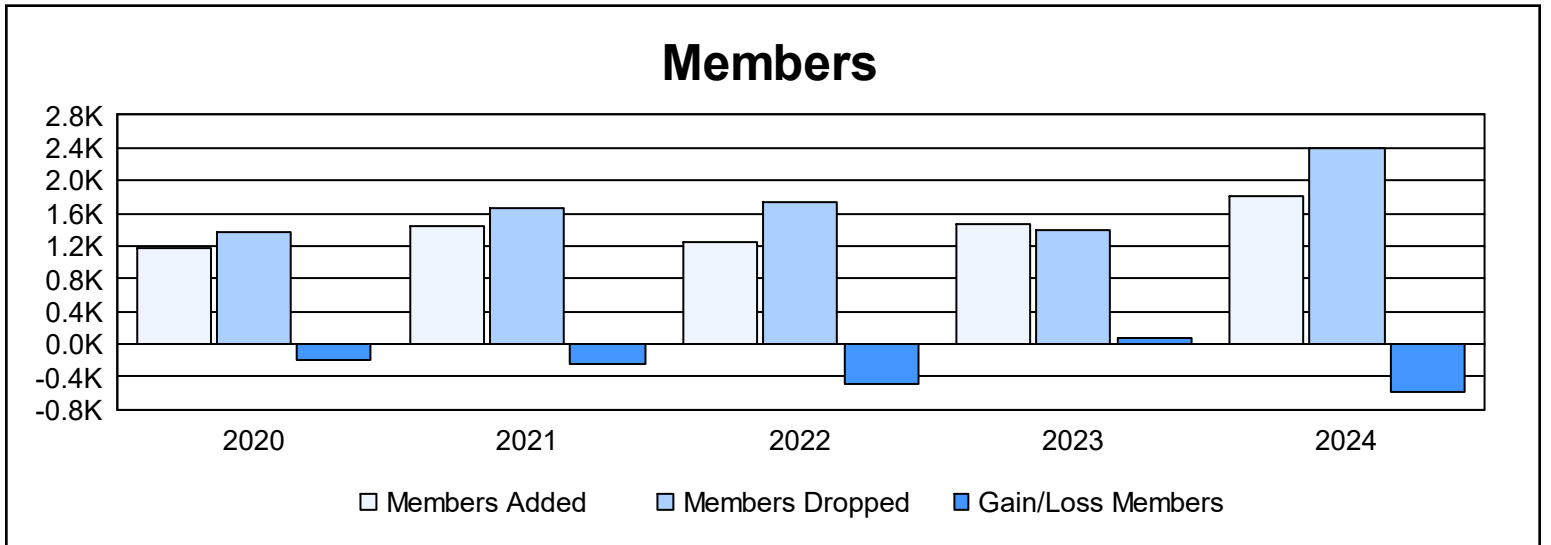
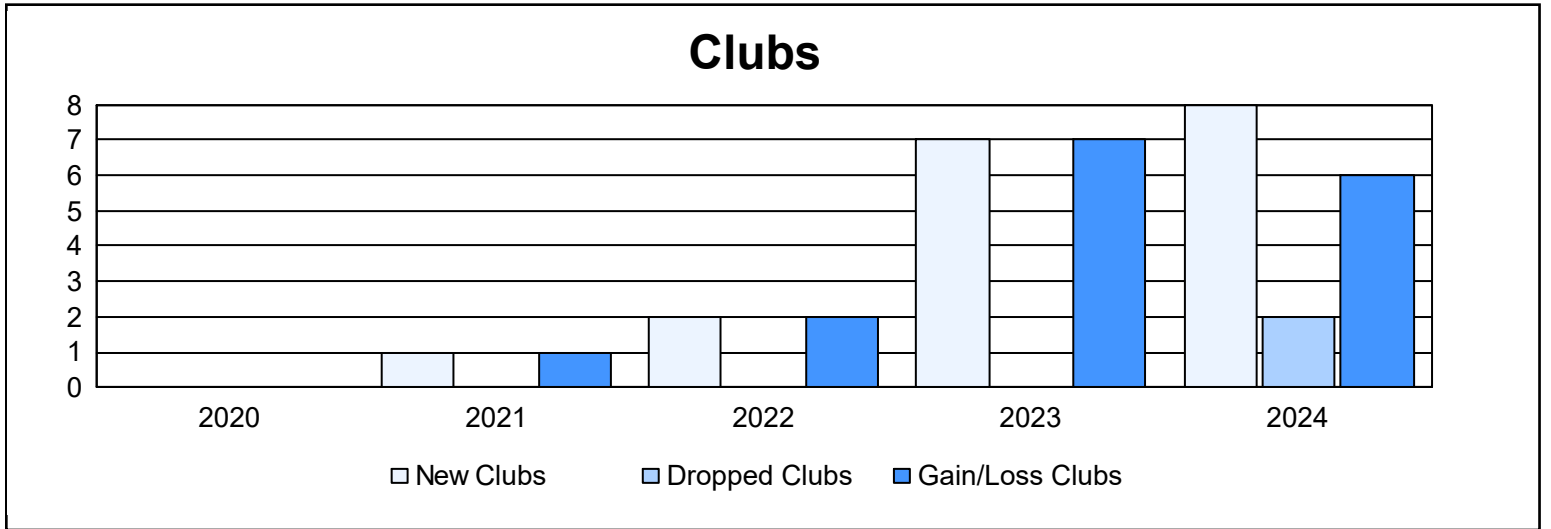
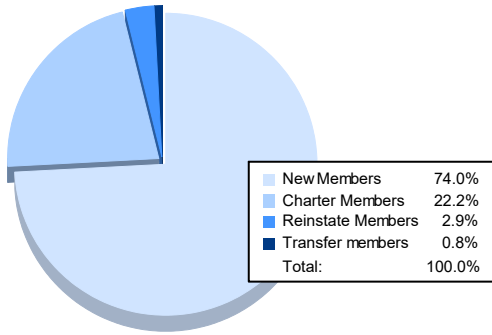


Year	New Clubs	Dropped Clubs	Gain/Loss Clubs	New Members	Charter Members	Reinstate Members	Transfer Members	Total Member Added	Total Members Dropped	Gain/Loss Members
2019-2020	0	0	0	1,110	6	47	13	1,176	1,369	-193
2020-2021	1	0	1	1,289	43	60	40	1,432	1,666	-234
2021-2022	2	0	2	1,051	101	71	24	1,247	1,734	-487
2022-2023	7	0	7	1,027	295	63	73	1,458	1,386	72
2023-2024	8	2	6	1,337	401	53	15	1,806	2,401	-595
Average	4	0	3	1,163	169	59	33	1,424	1,711	-287



Membership Composition June 2024 Cumulative



Gender Composition June 2024 Cumulative

