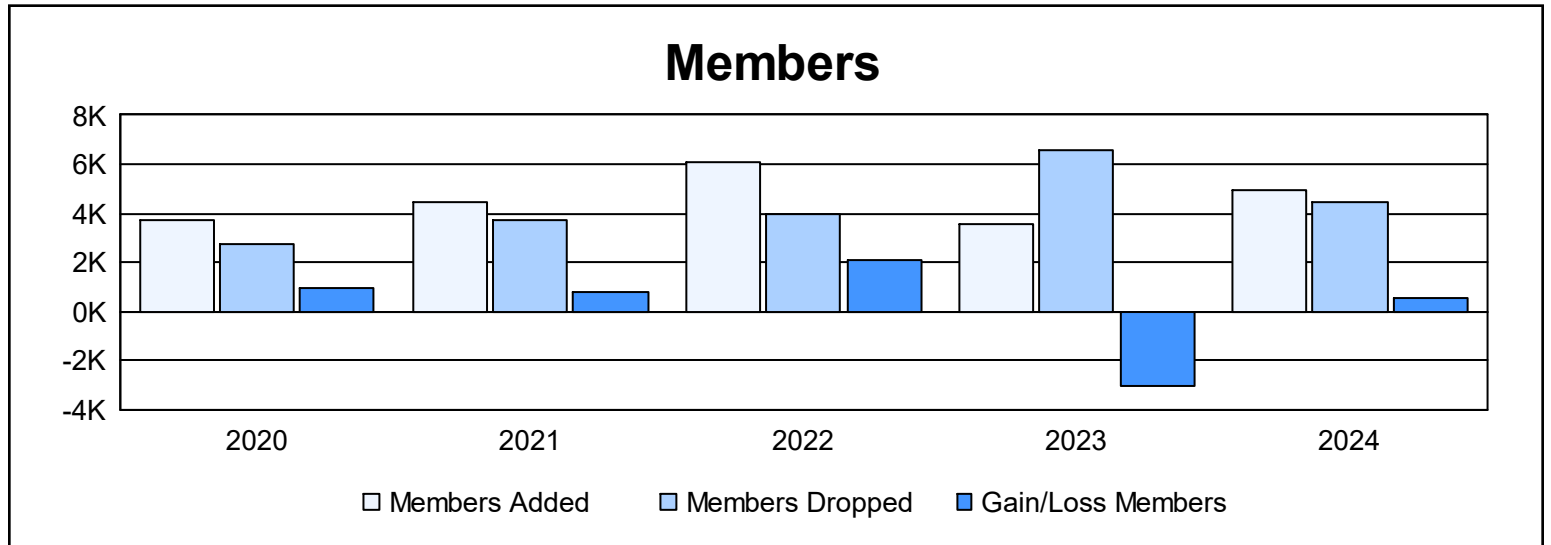
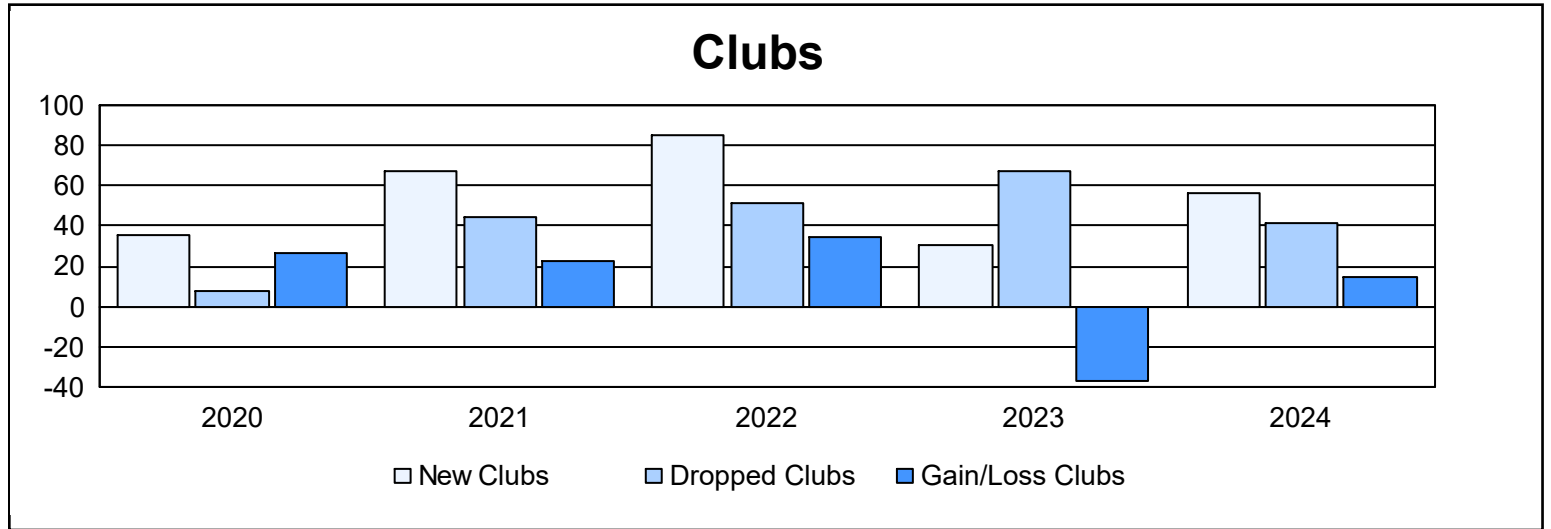
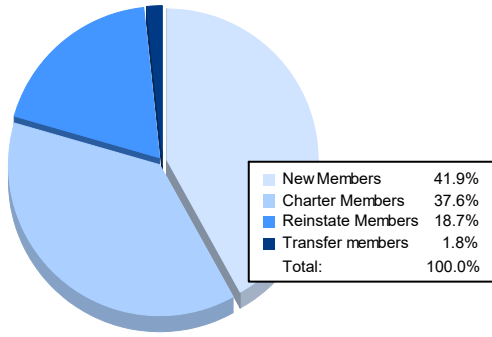


Year	New Clubs	Dropped Clubs	Gain/ Loss Clubs	New Members	Charter Members	Reinstate Members	Transfer Members	Total Member Added	Total Members Dropped	Gain/ Loss Members
2019-2020	35	8	27	2,012	1,126	566	15	3,719	2,743	976
2020-2021	67	44	23	2,306	1,871	279	25	4,481	3,688	793
2021-2022	85	51	34	2,561	2,931	525	87	6,104	3,991	2,113
2022-2023	30	67	-37	1,874	1,032	601	62	3,569	6,577	-3,008
2023-2024	56	41	15	2,064	1,851	922	88	4,925	4,414	511
Average	55	42	12	2,163	1,762	579	55	4,560	4,283	277



Membership Composition June 2024 Cumulative



Gender Composition June 2024 Cumulative

