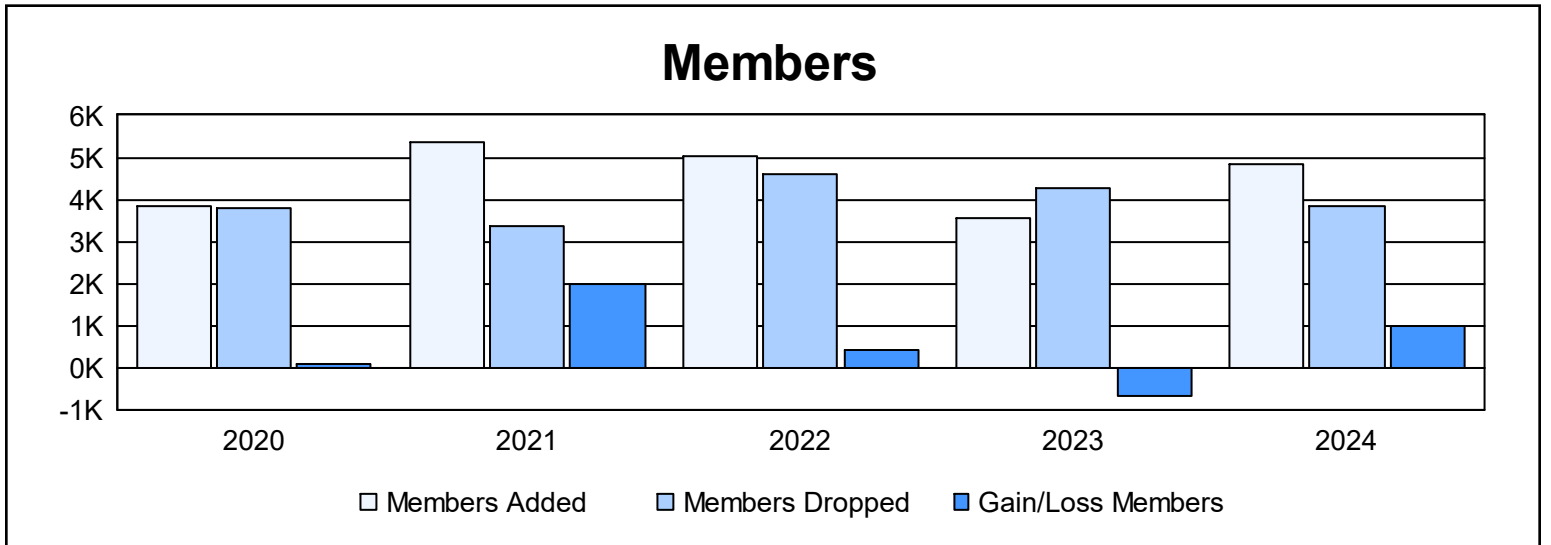
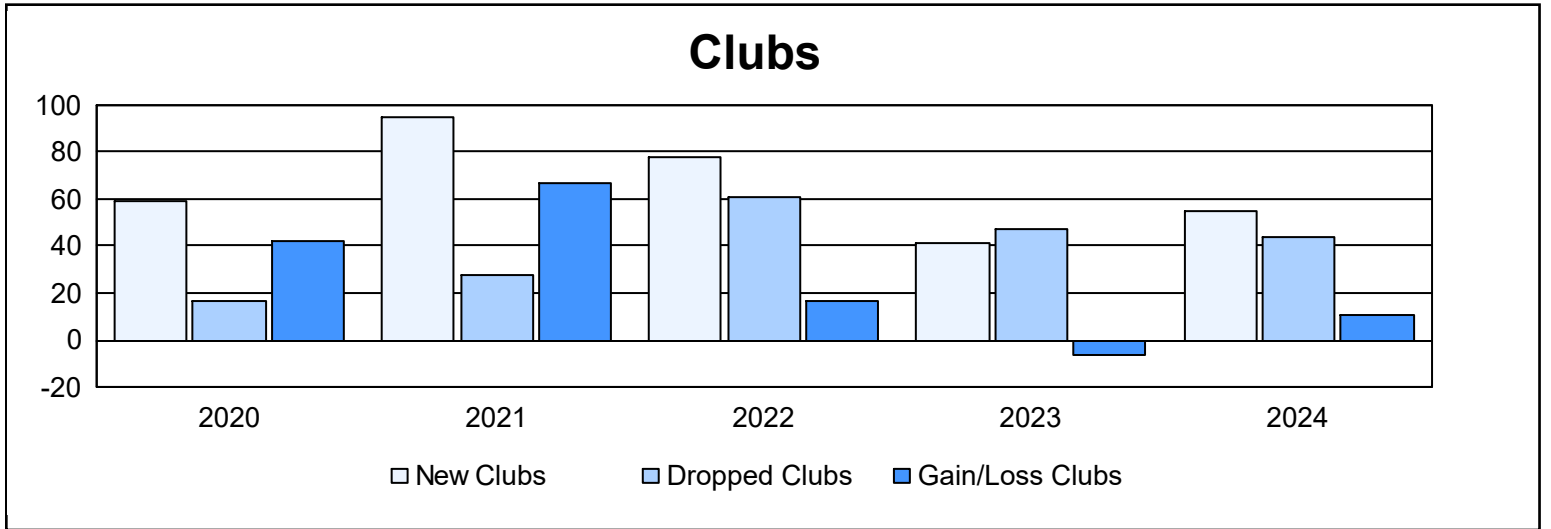
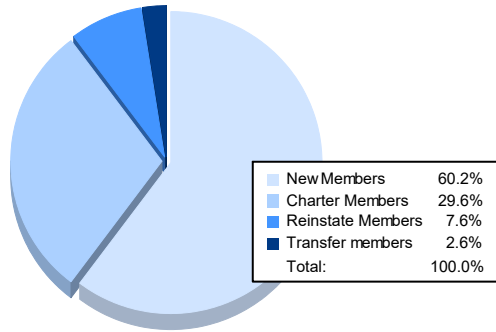


| Year           | New Clubs | Dropped Clubs | Gain/ Loss Clubs | New Members  | Charter Members | Reinstate Members | Transfer Members | Total Member Added | Total Members Dropped | Gain/ Loss Members |
|----------------|-----------|---------------|------------------|--------------|-----------------|-------------------|------------------|--------------------|-----------------------|--------------------|
| 2019-2020      | 59        | 17            | 42               | 1,871        | 1,621           | 291               | 63               | 3,846              | 3,779                 | 67                 |
| 2020-2021      | 95        | 28            | 67               | 2,801        | 2,373           | 118               | 70               | 5,362              | 3,358                 | 2,004              |
| 2021-2022      | 78        | 61            | 17               | 2,649        | 2,131           | 184               | 56               | 5,020              | 4,594                 | 426                |
| 2022-2023      | 41        | 47            | -6               | 2,011        | 1,375           | 104               | 75               | 3,565              | 4,250                 | -685               |
| 2023-2024      | 55        | 44            | 11               | 2,916        | 1,435           | 367               | 126              | 4,844              | 3,854                 | 990                |
| <b>Average</b> | <b>66</b> | <b>39</b>     | <b>26</b>        | <b>2,450</b> | <b>1,787</b>    | <b>213</b>        | <b>78</b>        | <b>4,527</b>       | <b>3,967</b>          | <b>560</b>         |



### Membership Composition June 2024 Cumulative



### Gender Composition June 2024 Cumulative

