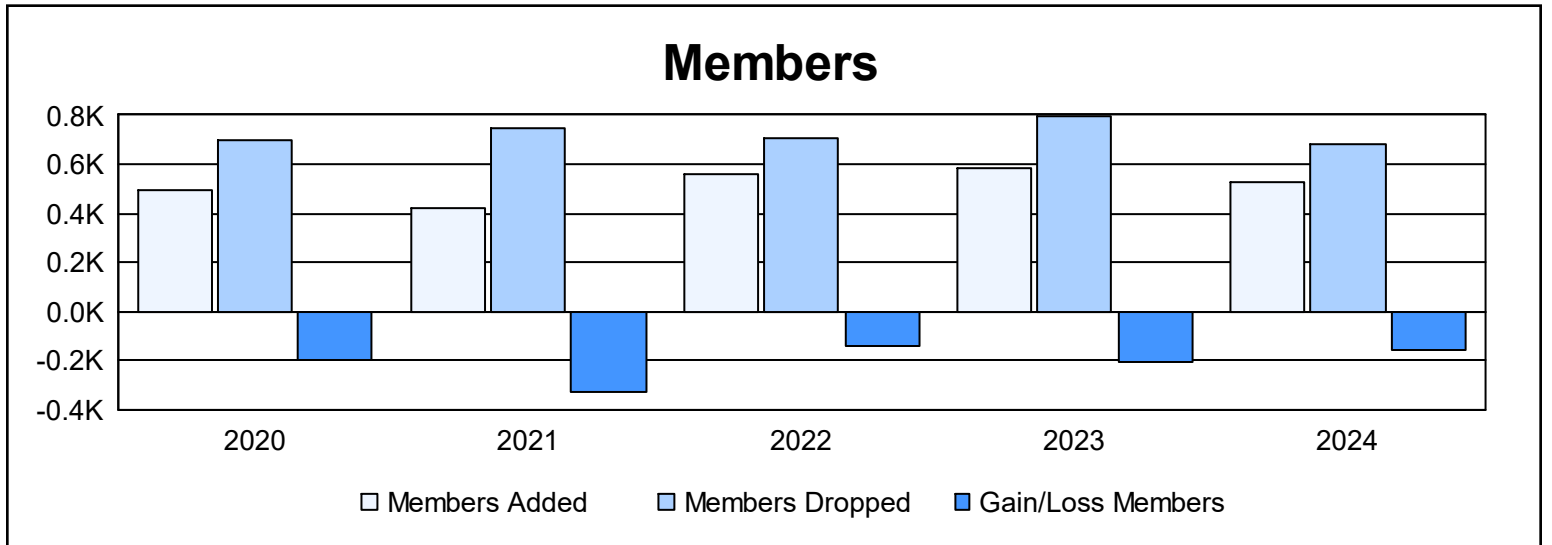
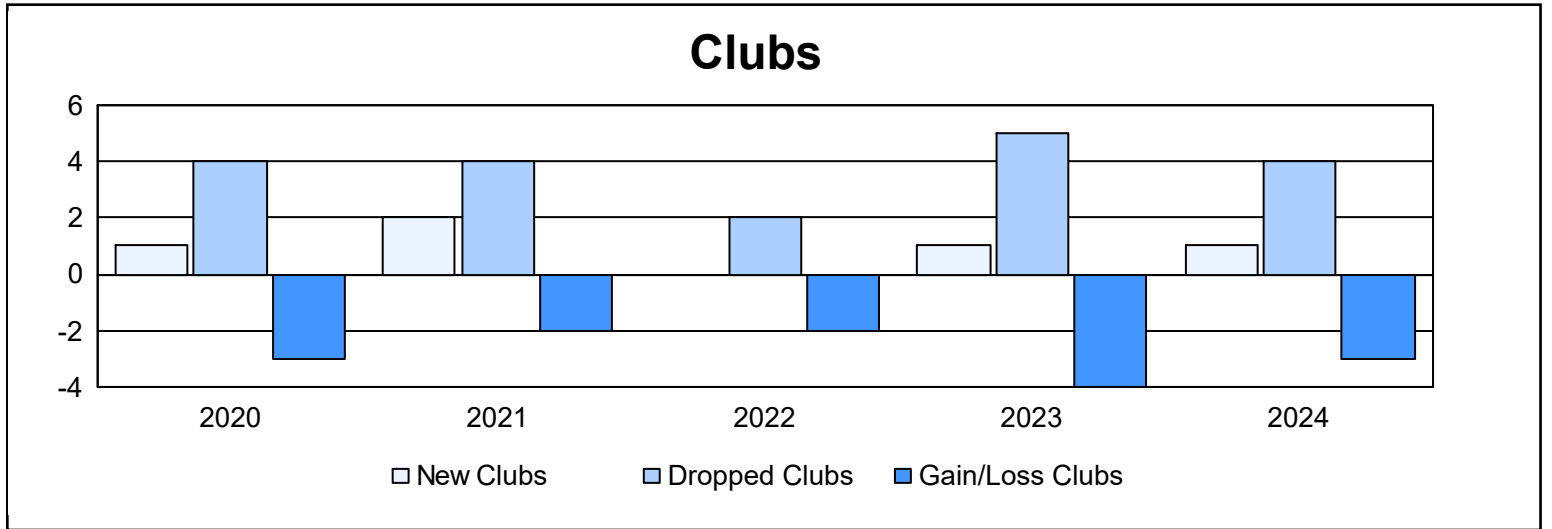
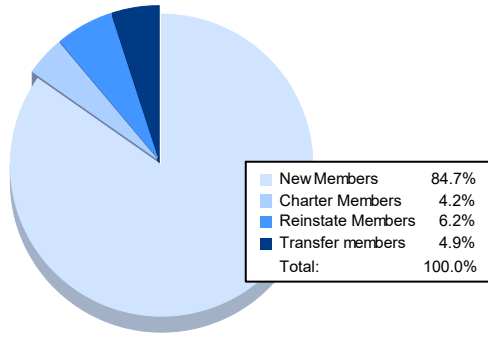


Year	New Clubs	Dropped Clubs	Gain/ Loss Clubs	New Members	Charter Members	Reinstate Members	Transfer Members	Total Member Added	Total Members Dropped	Gain/ Loss Members
2019-2020	1	4	-3	417	31	17	33	498	698	-200
2020-2021	2	4	-2	278	57	58	27	420	750	-330
2021-2022	0	2	-2	474	4	56	26	560	704	-144
2022-2023	1	5	-4	480	36	23	47	586	794	-208
2023-2024	1	4	-3	449	22	33	26	530	684	-154
<b>Average</b>	<b>1</b>	<b>4</b>	<b>-3</b>	<b>420</b>	<b>30</b>	<b>37</b>	<b>32</b>	<b>519</b>	<b>726</b>	<b>-207</b>



### Membership Composition June 2024 Cumulative



### Gender Composition June 2024 Cumulative

