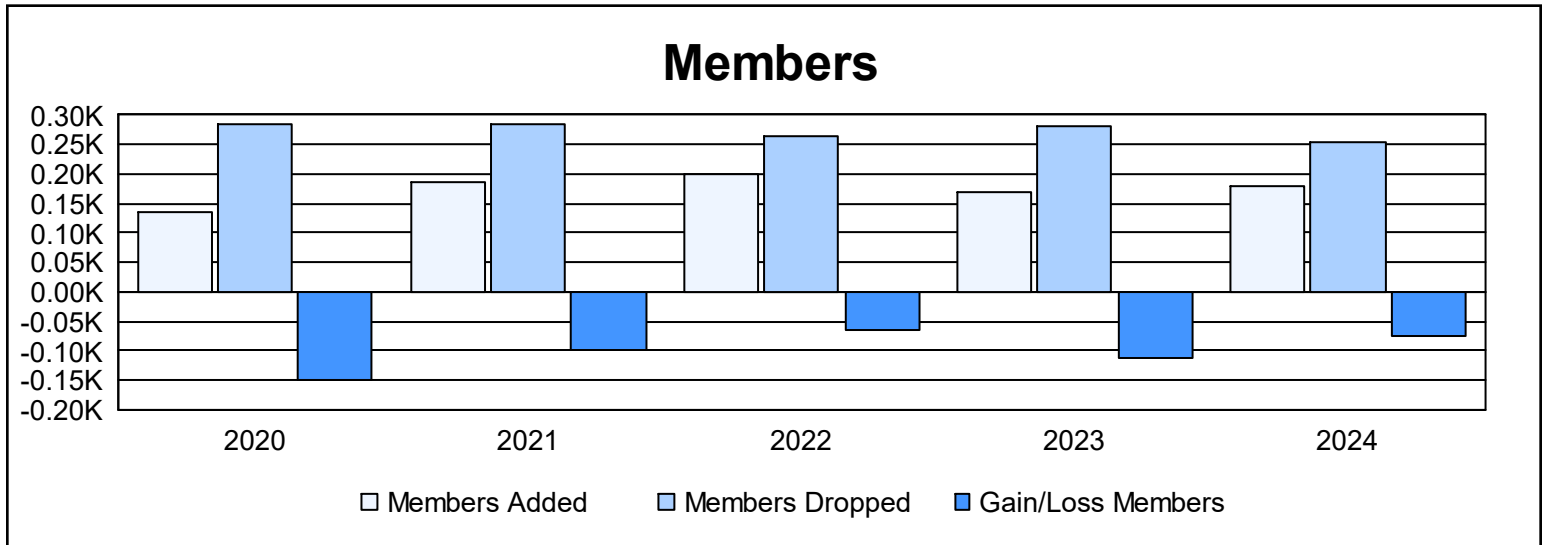
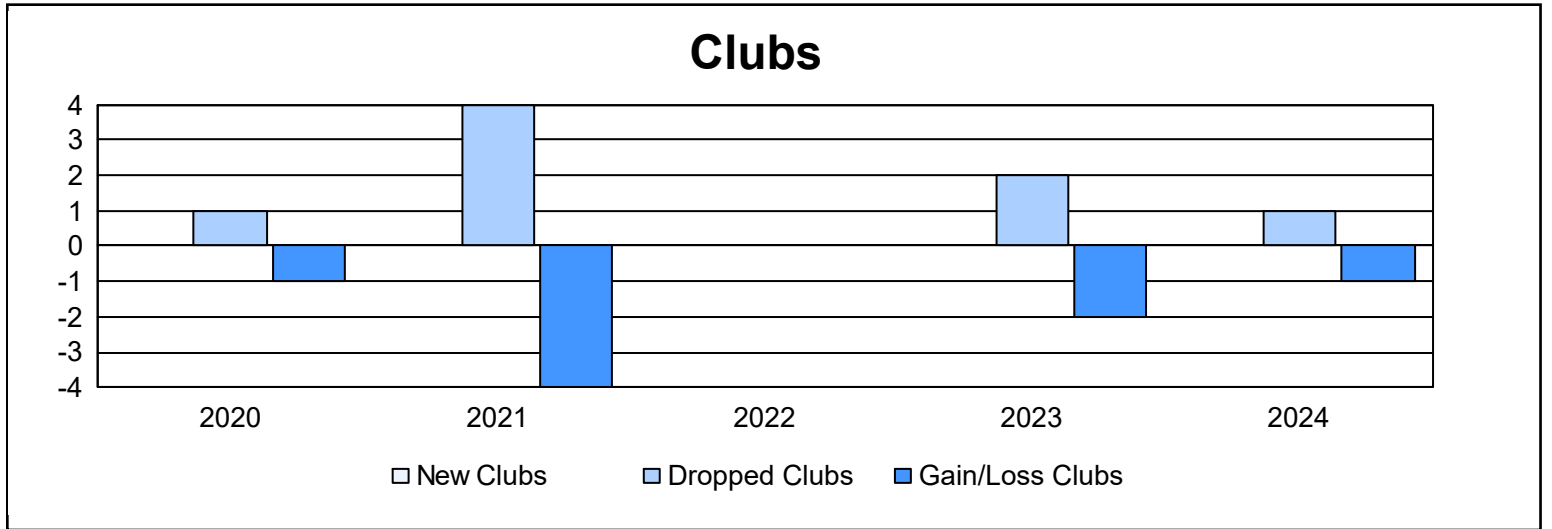
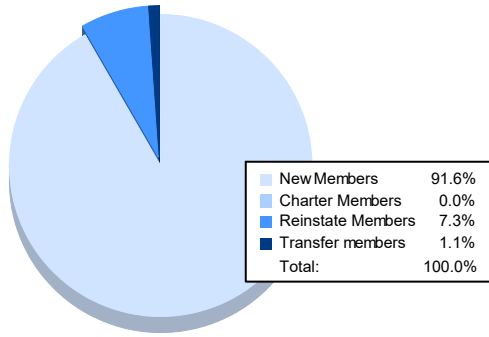


| Year | New Clubs | Dropped Clubs | Gain/ Loss Clubs | New Members | Charter Members | Reinstate Members | Transfer Members | Total Member Added | Total Members Dropped | Gain/ Loss Members |
|----------------|-----------|---------------|------------------|-------------|-----------------|-------------------|------------------|--------------------|-----------------------|--------------------|
| 2019-2020 | 0 | 1 | -1 | 111 | 2 | 9 | 13 | 135 | 286 | -151 |
| 2020-2021 | 0 | 4 | -4 | 168 | 0 | 4 | 14 | 186 | 284 | -98 |
| 2021-2022 | 0 | 0 | 0 | 194 | 0 | 3 | 4 | 201 | 265 | -64 |
| 2022-2023 | 0 | 2 | -2 | 155 | 0 | 5 | 10 | 170 | 282 | -112 |
| 2023-2024 | 0 | 1 | -1 | 163 | 0 | 13 | 2 | 178 | 254 | -76 |
| Average | 0 | 2 | -2 | 158 | 0 | 7 | 9 | 174 | 274 | -100 |



Membership Composition June 2024 Cumulative



Gender Composition June 2024 Cumulative

