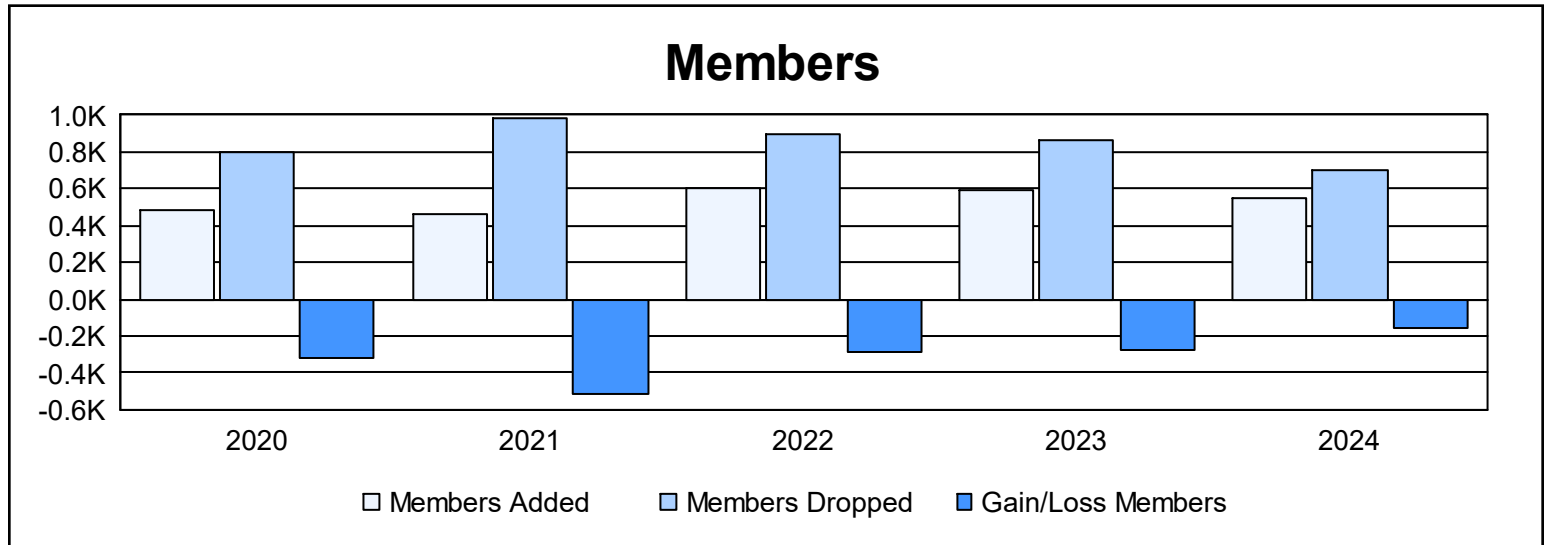
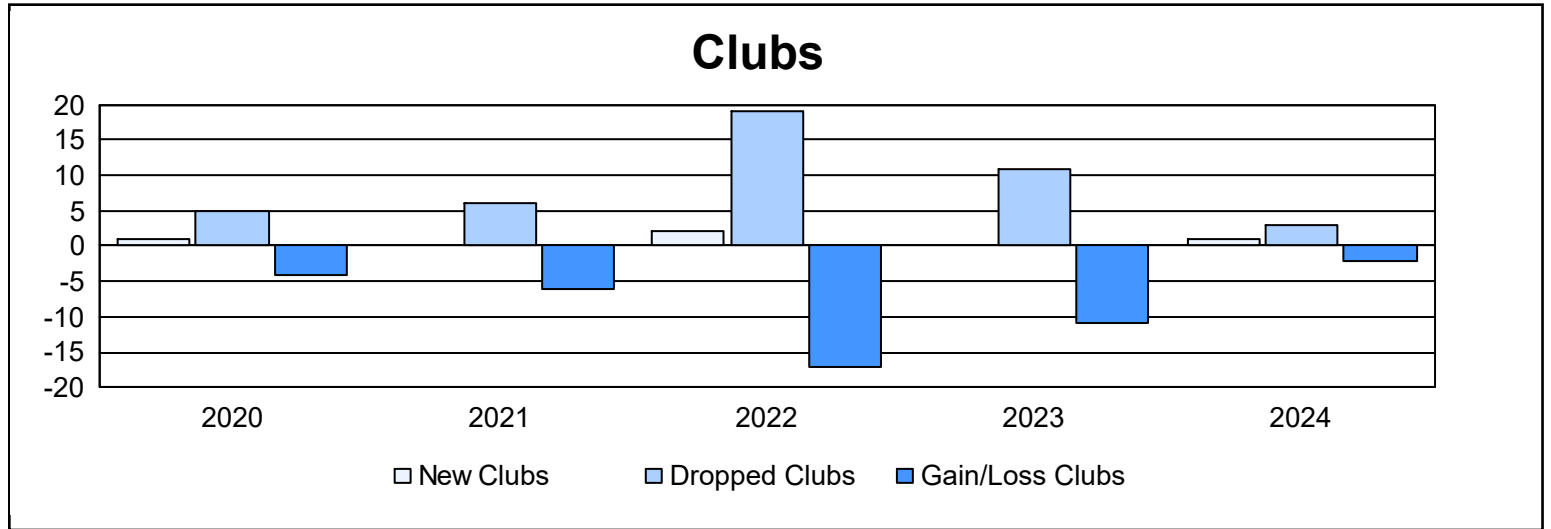


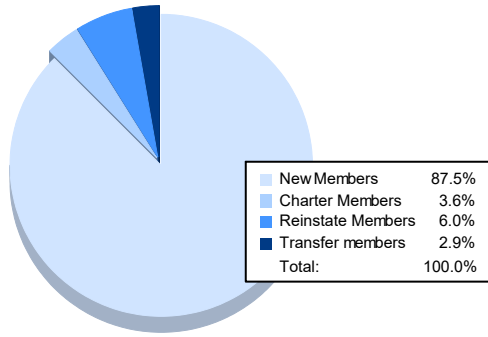
Multiple District 9

As of June 2024 Cumulative

Year	New Clubs	Dropped Clubs	Gain/ Loss Clubs	New Members	Charter Members	Reinstate Members	Transfer Members	Total Member Added	Total Members Dropped	Gain/ Loss Members
2019-2020	1	5	-4	421	25	12	24	482	803	-321
2020-2021	0	6	-6	396	2	55	13	466	980	-514
2021-2022	2	19	-17	499	43	22	39	603	891	-288
2022-2023	0	11	-11	513	7	19	48	587	859	-272
2023-2024	1	3	-2	481	20	33	16	550	705	-155
Average	1	9	-8	462	19	28	28	538	848	-310



Membership Composition June 2024 Cumulative



Gender Composition June 2024 Cumulative

