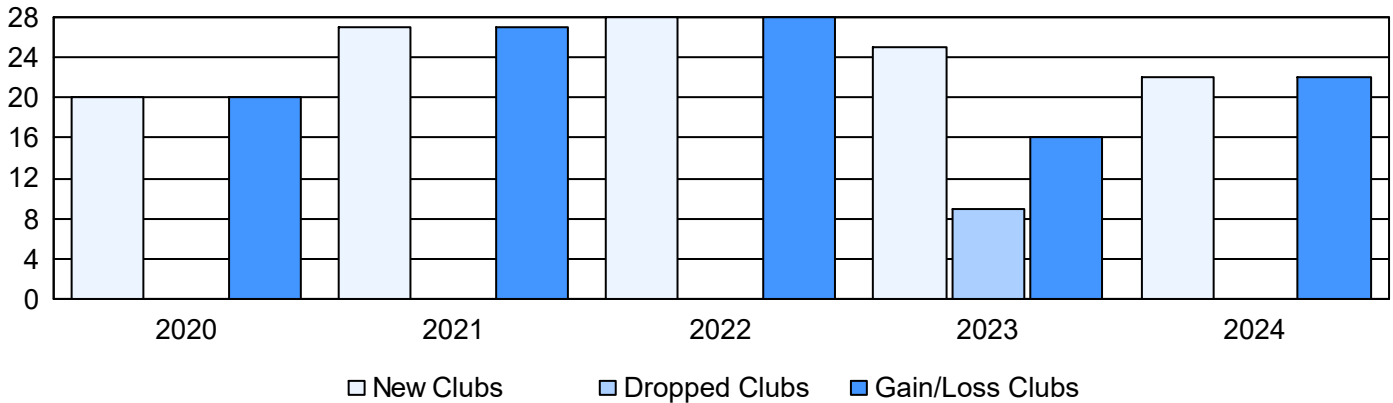


# Multiple District E

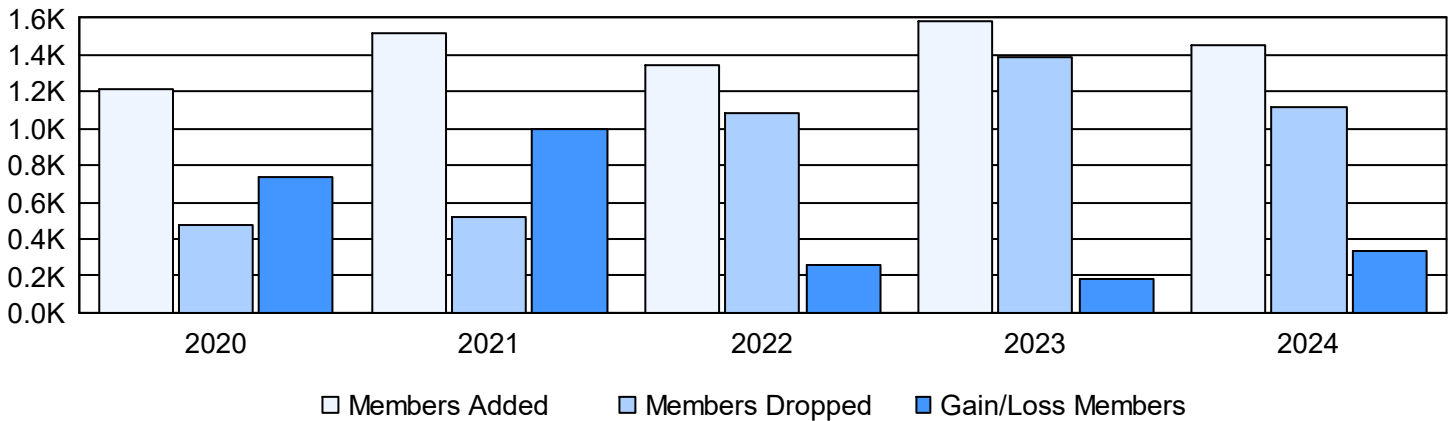
As of June 2024 Cumulative

Year	New Clubs	Dropped Clubs	Gain/ Loss Clubs	New Members	Charter Members	Reinstate Members	Transfer Members	Total Member Added	Total Members Dropped	Gain/ Loss Members
2019-2020	20	0	20	707	463	8	33	1,211	477	734
2020-2021	27	0	27	786	679	29	23	1,517	520	997
2021-2022	28	0	28	606	715	10	16	1,347	1,089	258
2022-2023	25	9	16	801	730	32	15	1,578	1,390	188
2023-2024	22	0	22	825	509	74	42	1,450	1,116	334
<b>Average</b>	<b>24</b>	<b>2</b>	<b>23</b>	<b>745</b>	<b>619</b>	<b>31</b>	<b>26</b>	<b>1,421</b>	<b>918</b>	<b>502</b>

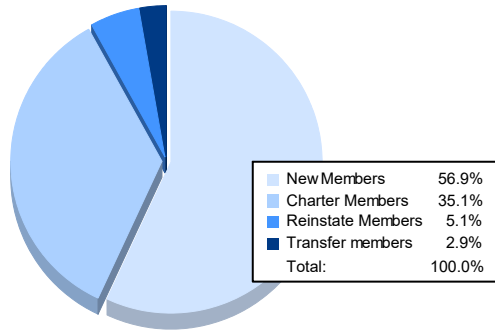
## Clubs



## Members



### Membership Composition June 2024 Cumulative



### Gender Composition June 2024 Cumulative

