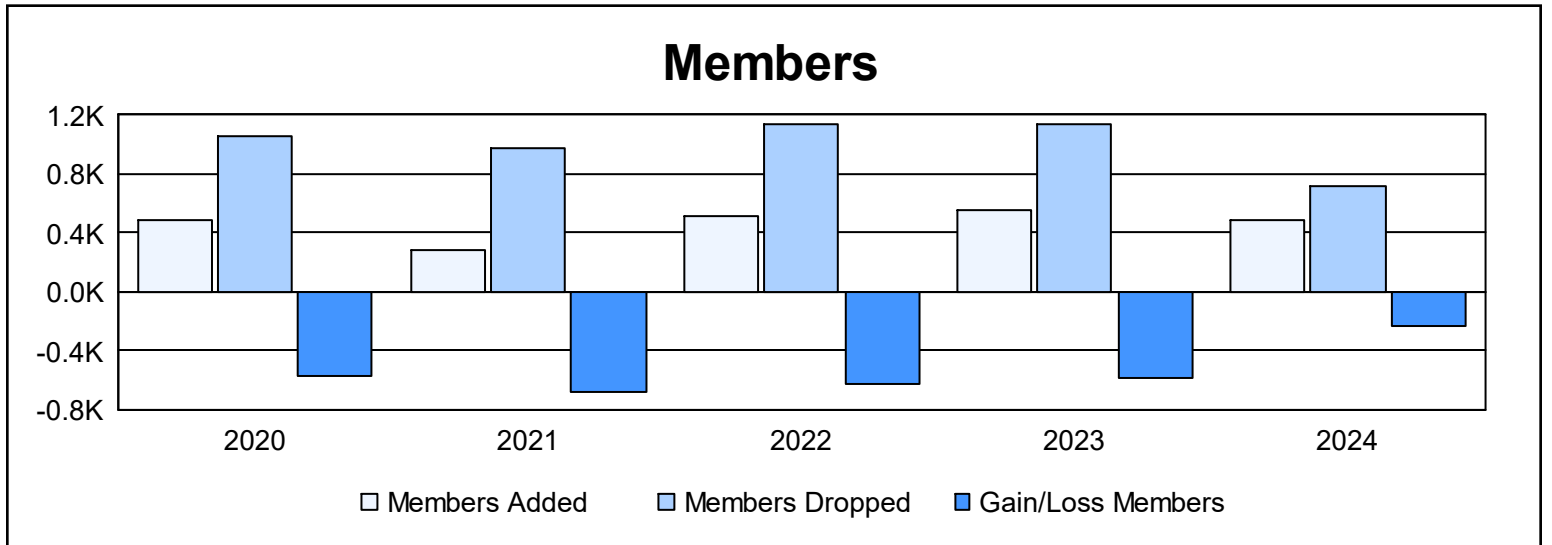
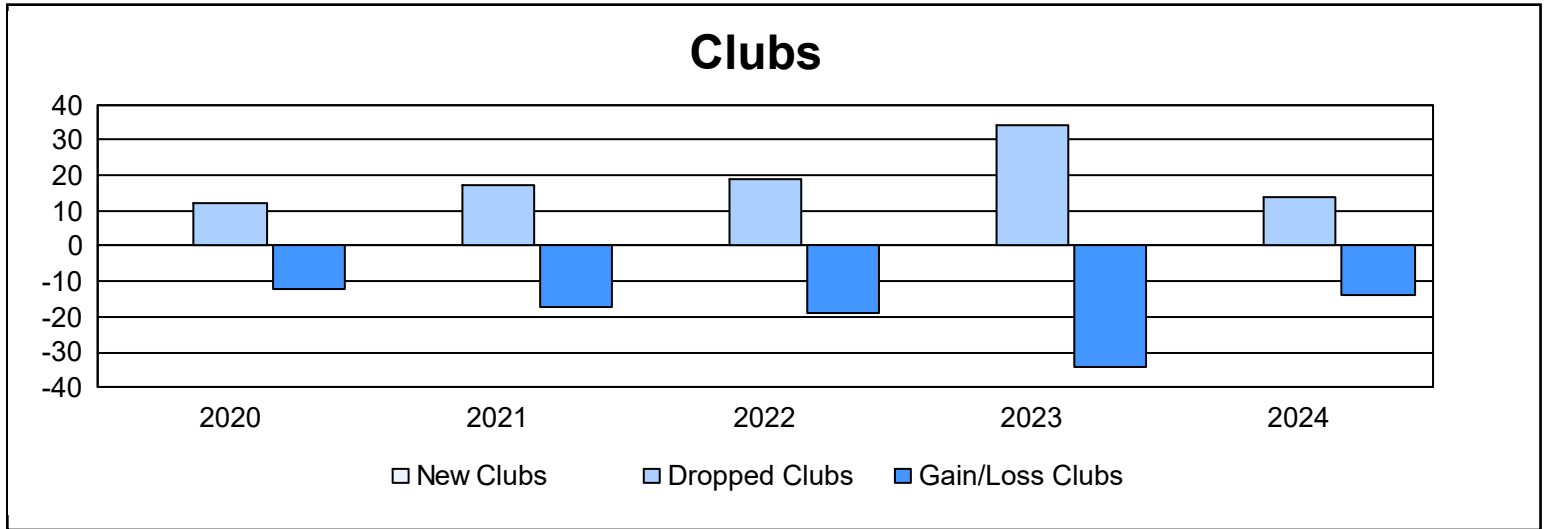


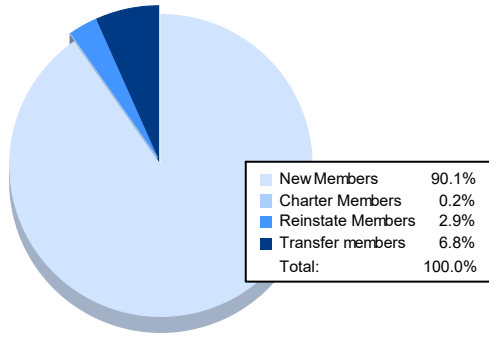
**Multiple District 101**

As of June 2024 Cumulative

| Year           | New Clubs | Dropped Clubs | Gain/ Loss Clubs | New Members | Charter Members | Reinstate Members | Transfer Members | Total Member Added | Total Members Dropped | Gain/ Loss Members |
|----------------|-----------|---------------|------------------|-------------|-----------------|-------------------|------------------|--------------------|-----------------------|--------------------|
| 2019-2020      | 0         | 12            | -12              | 425         | 9               | 17                | 31               | 482                | 1,057                 | -575               |
| 2020-2021      | 0         | 17            | -17              | 199         | 3               | 13                | 72               | 287                | 969                   | -682               |
| 2021-2022      | 0         | 19            | -19              | 451         | 9               | 23                | 28               | 511                | 1,139                 | -628               |
| 2022-2023      | 0         | 34            | -34              | 458         | 6               | 19                | 70               | 553                | 1,134                 | -581               |
| 2023-2024      | 0         | 14            | -14              | 439         | 1               | 14                | 33               | 487                | 722                   | -235               |
| <b>Average</b> | <b>0</b>  | <b>19</b>     | <b>-19</b>       | <b>394</b>  | <b>6</b>        | <b>17</b>         | <b>47</b>        | <b>464</b>         | <b>1,004</b>          | <b>-540</b>        |



### Membership Composition June 2024 Cumulative



### Gender Composition June 2024 Cumulative

