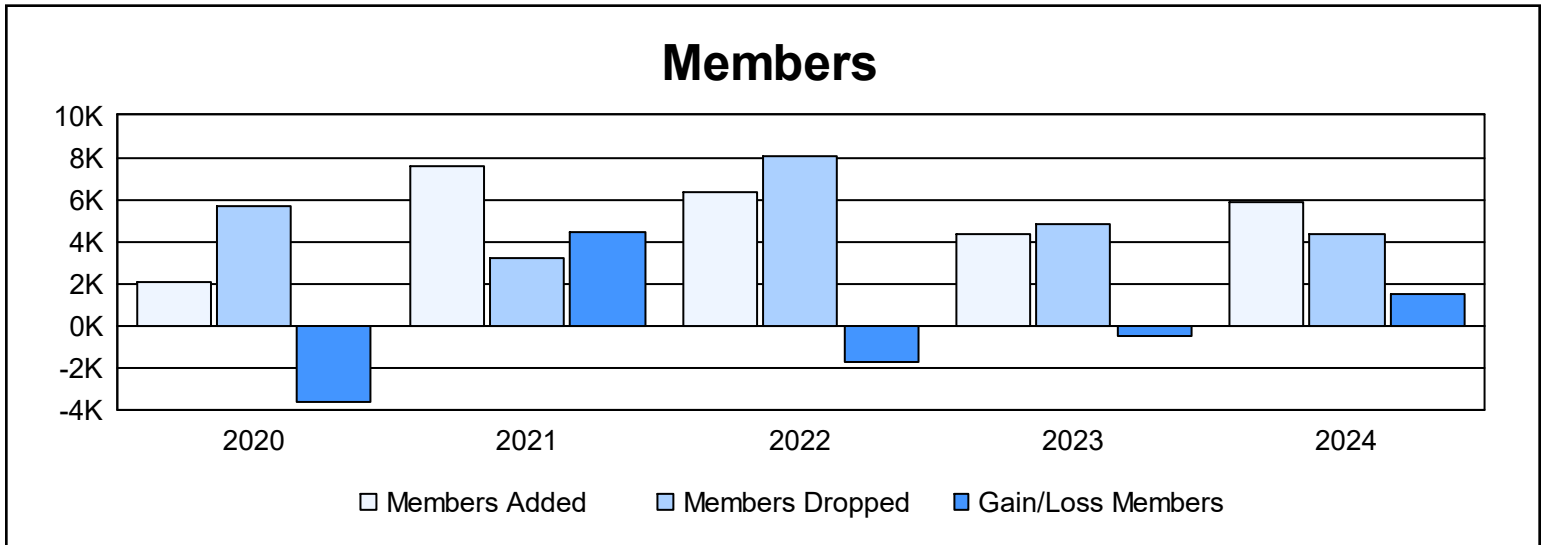
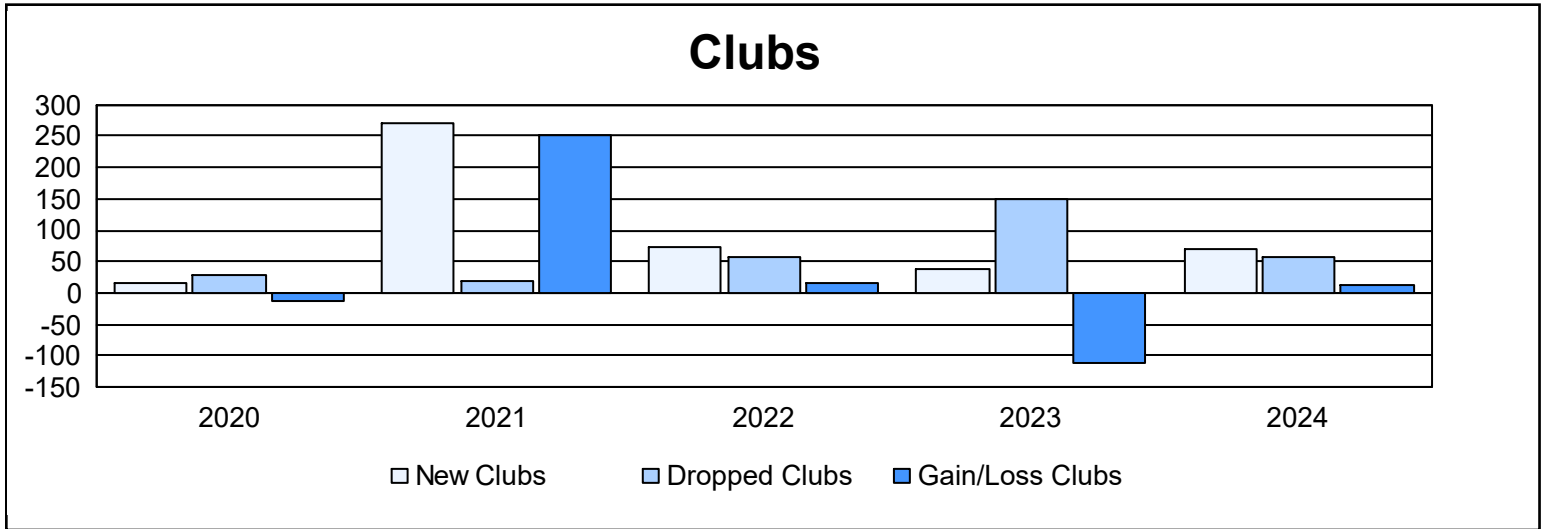
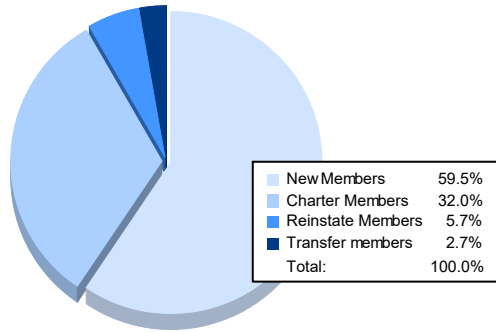


Year	New Clubs	Dropped Clubs	Gain/ Loss Clubs	New Members	Charter Members	Reinstate Members	Transfer Members	Total Member Added	Total Members Dropped	Gain/ Loss Members
2019-2020	16	28	-12	862	460	681	47	2,050	5,709	-3,659
2020-2021	271	20	251	2,274	5,199	89	27	7,589	3,175	4,414
2021-2022	73	58	15	3,584	2,183	249	309	6,325	8,078	-1,753
2022-2023	37	149	-112	2,357	1,313	446	185	4,301	4,779	-478
2023-2024	70	58	12	3,490	1,877	334	161	5,862	4,344	1,518
Average	93	63	31	2,513	2,206	360	146	5,225	5,217	8



Membership Composition June 2024 Cumulative



Gender Composition June 2024 Cumulative

