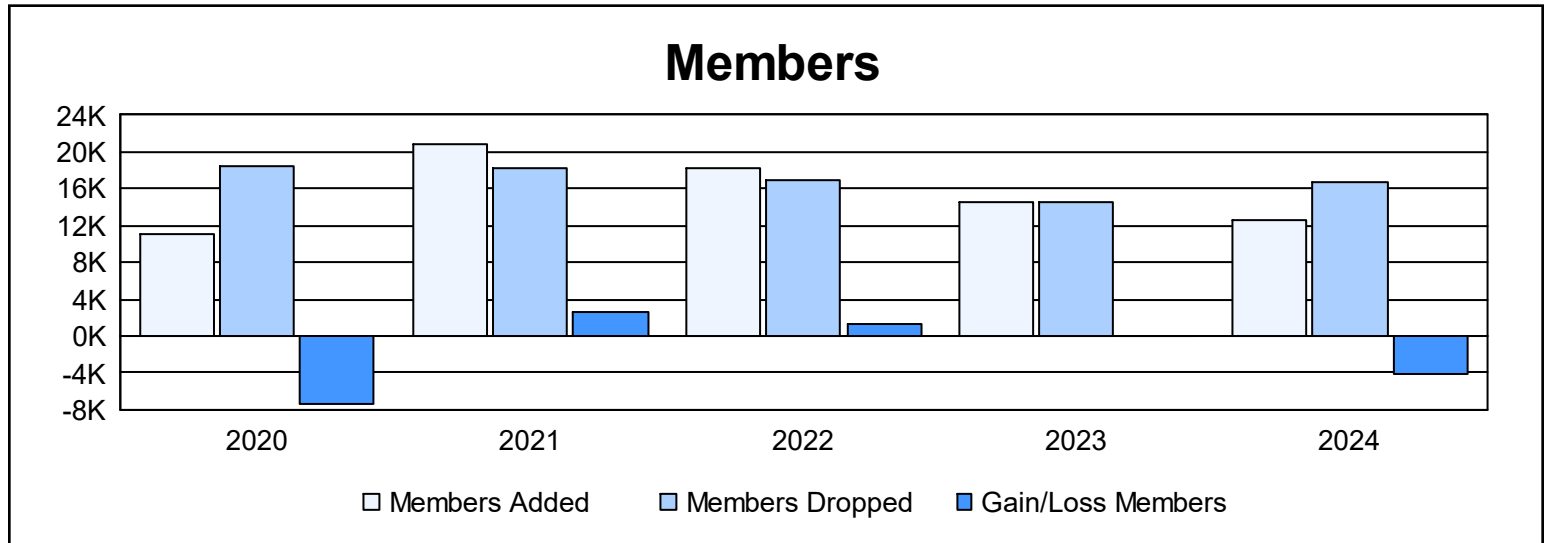
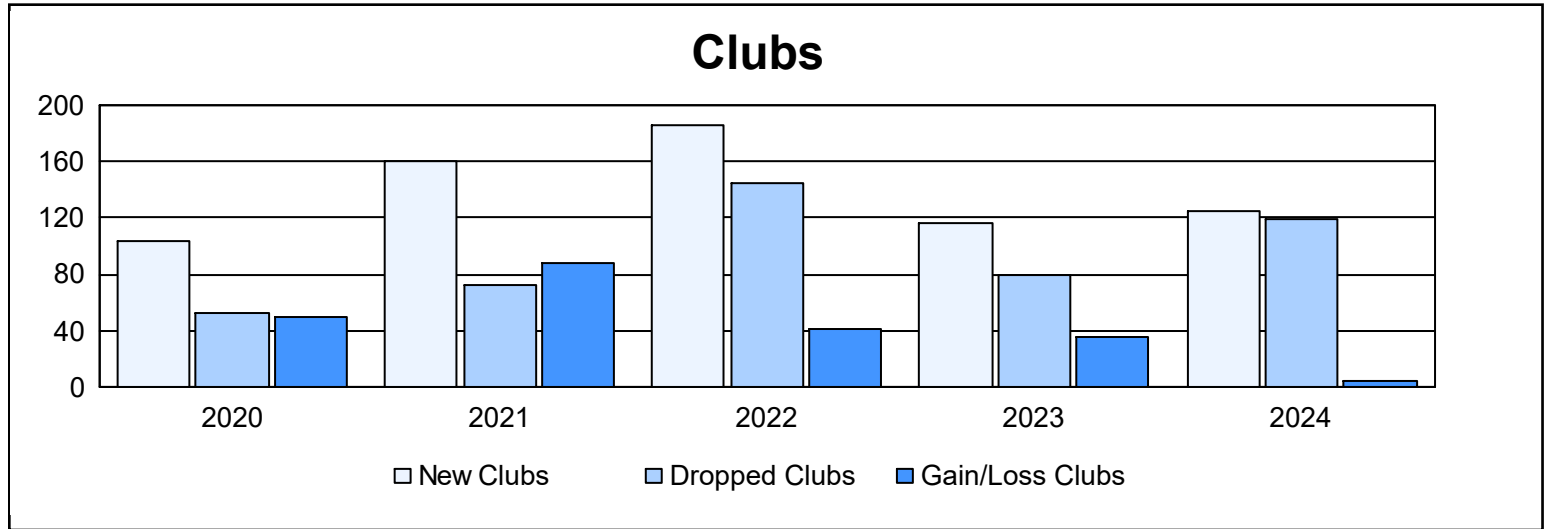
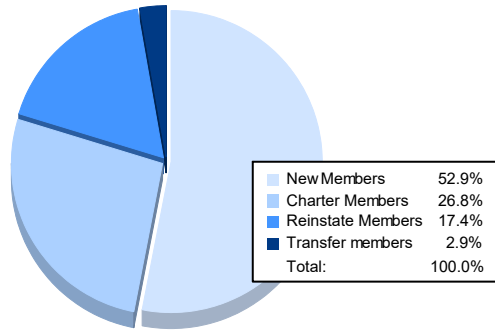


| Year | New Clubs | Dropped Clubs | Gain/ Loss Clubs | New Members | Charter Members | Reinstate Members | Transfer Members | Total Member Added | Total Members Dropped | Gain/ Loss Members |
|----------------|------------|---------------|------------------|--------------|-----------------|-------------------|------------------|--------------------|-----------------------|--------------------|
| 2019-2020 | 103 | 53 | 50 | 6,674 | 2,892 | 1,223 | 309 | 11,098 | 18,446 | -7,348 |
| 2020-2021 | 160 | 72 | 88 | 11,941 | 4,828 | 3,341 | 695 | 20,805 | 18,245 | 2,560 |
| 2021-2022 | 185 | 144 | 41 | 9,610 | 5,629 | 2,561 | 453 | 18,253 | 16,910 | 1,343 |
| 2022-2023 | 116 | 80 | 36 | 8,116 | 3,586 | 2,408 | 440 | 14,550 | 14,509 | 41 |
| 2023-2024 | 124 | 119 | 5 | 6,713 | 3,398 | 2,206 | 364 | 12,681 | 16,764 | -4,083 |
| Average | 138 | 94 | 44 | 8,611 | 4,067 | 2,348 | 452 | 15,477 | 16,975 | -1,497 |



Membership Composition June 2024 Cumulative



Gender Composition June 2024 Cumulative

