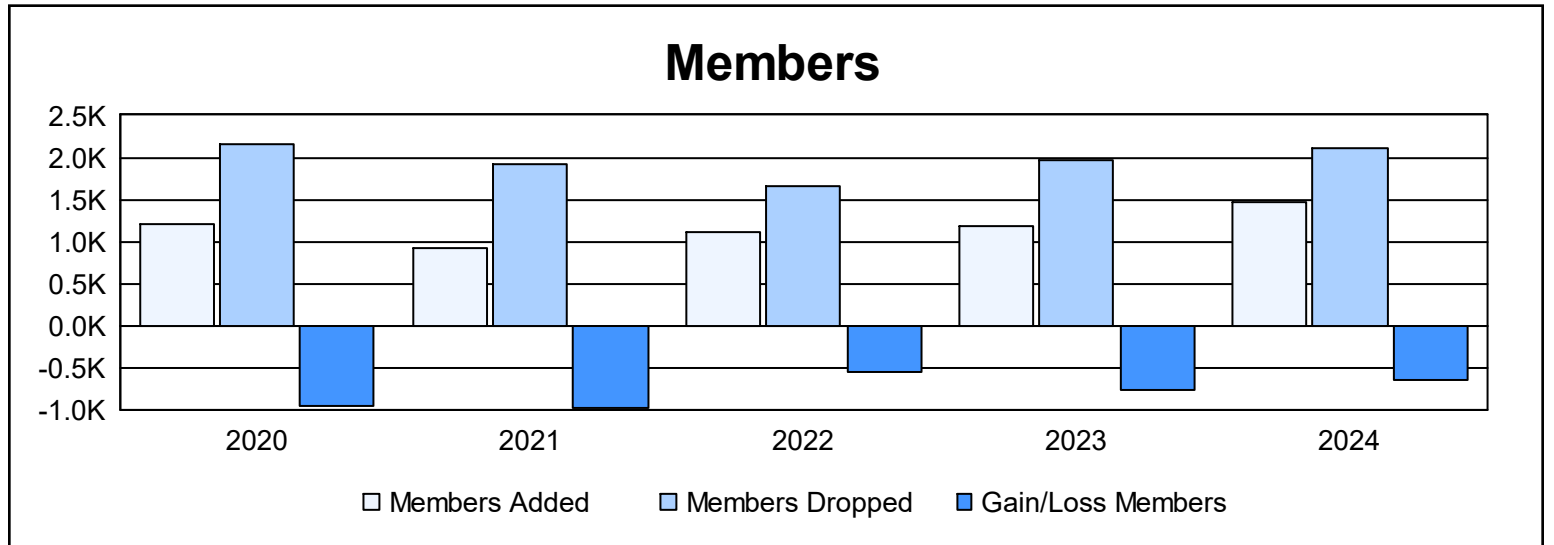
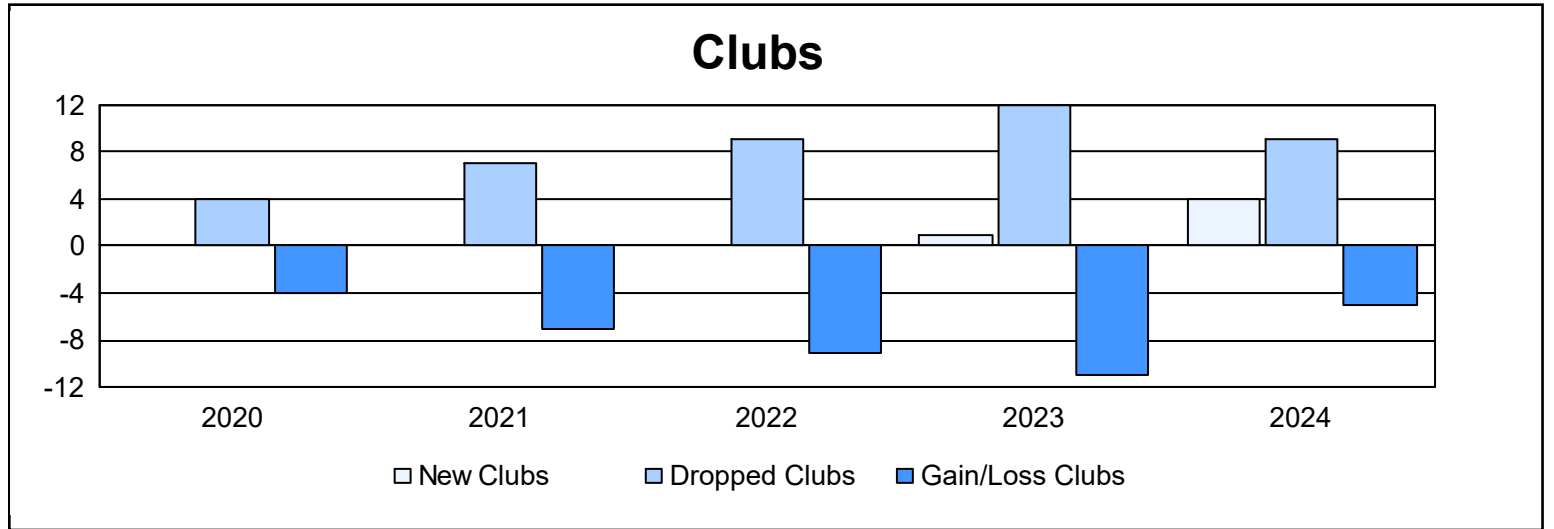
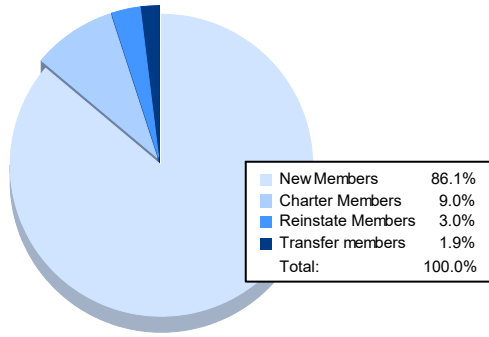


| Year           | New Clubs | Dropped Clubs | Gain/ Loss Clubs | New Members  | Charter Members | Reinstate Members | Transfer Members | Total Member Added | Total Members Dropped | Gain/ Loss Members |
|----------------|-----------|---------------|------------------|--------------|-----------------|-------------------|------------------|--------------------|-----------------------|--------------------|
| 2019-2020      | 0         | 4             | -4               | 1,138        | 0               | 27                | 28               | 1,193              | 2,145                 | -952               |
| 2020-2021      | 0         | 7             | -7               | 877          | 2               | 23                | 16               | 918                | 1,907                 | -989               |
| 2021-2022      | 0         | 9             | -9               | 1,055        | 4               | 12                | 29               | 1,100              | 1,655                 | -555               |
| 2022-2023      | 1         | 12            | -11              | 1,087        | 41              | 23                | 37               | 1,188              | 1,959                 | -771               |
| 2023-2024      | 4         | 9             | -5               | 1,268        | 132             | 44                | 28               | 1,472              | 2,116                 | -644               |
| <b>Average</b> | <b>1</b>  | <b>8</b>      | <b>-7</b>        | <b>1,085</b> | <b>36</b>       | <b>26</b>         | <b>28</b>        | <b>1,174</b>       | <b>1,956</b>          | <b>-782</b>        |



### Membership Composition June 2024 Cumulative



### Gender Composition June 2024 Cumulative

