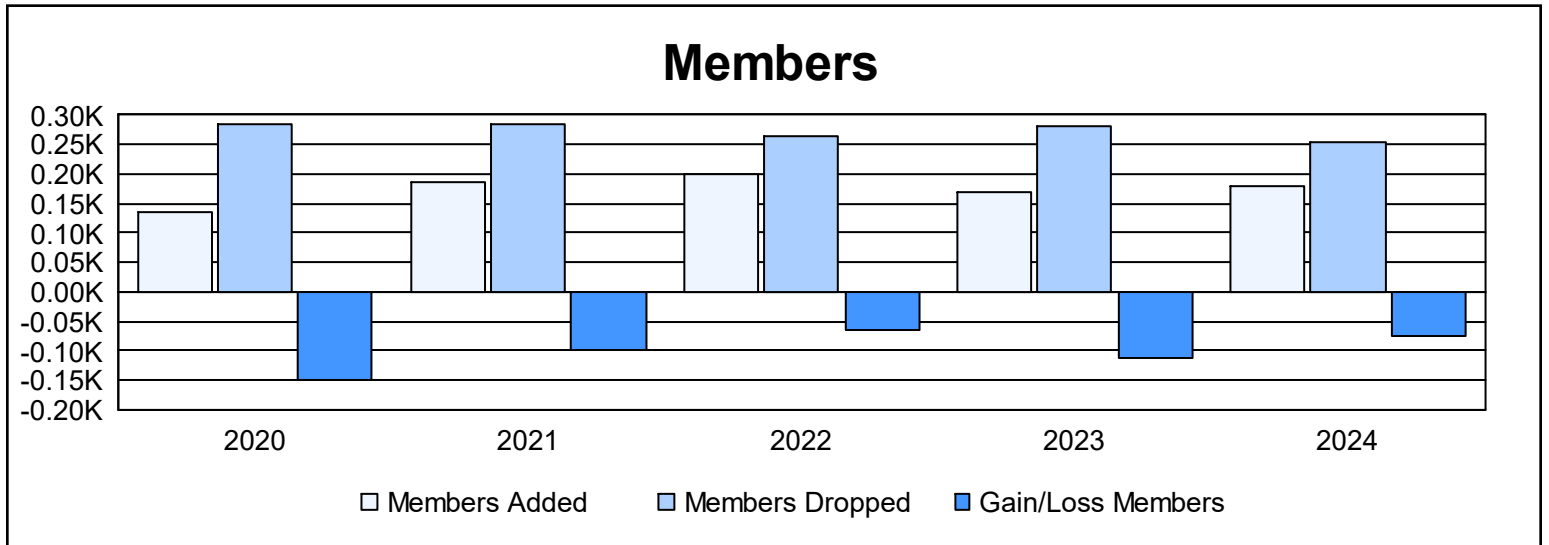
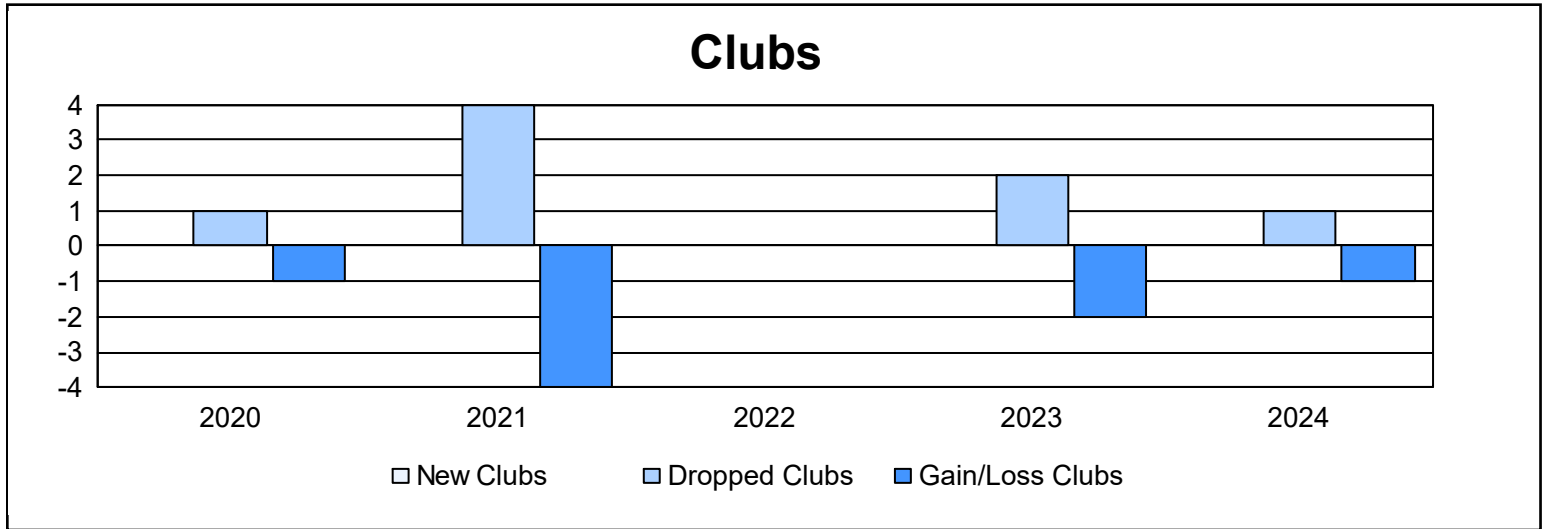
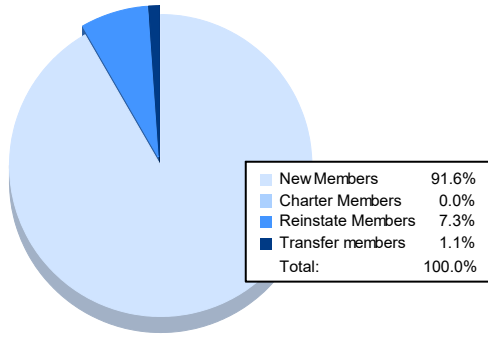


Year	New Clubs	Dropped Clubs	Gain/ Loss Clubs	New Members	Charter Members	Reinstate Members	Transfer Members	Total Member Added	Total Members Dropped	Gain/ Loss Members
2019-2020	0	1	-1	111	2	9	13	135	286	-151
2020-2021	0	4	-4	168	0	4	14	186	284	-98
2021-2022	0	0	0	194	0	3	4	201	265	-64
2022-2023	0	2	-2	155	0	5	10	170	282	-112
2023-2024	0	1	-1	163	0	13	2	178	254	-76
<b>Average</b>	<b>0</b>	<b>2</b>	<b>-2</b>	<b>158</b>	<b>0</b>	<b>7</b>	<b>9</b>	<b>174</b>	<b>274</b>	<b>-100</b>



### Membership Composition June 2024 Cumulative



### Gender Composition June 2024 Cumulative

