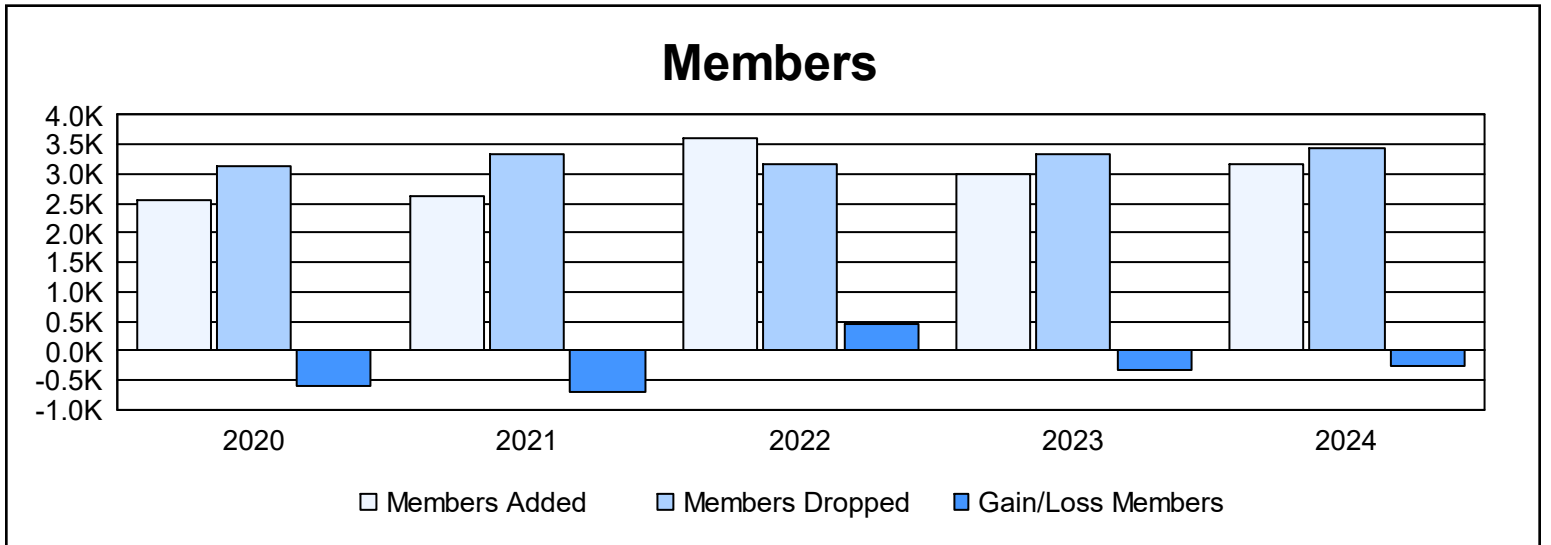
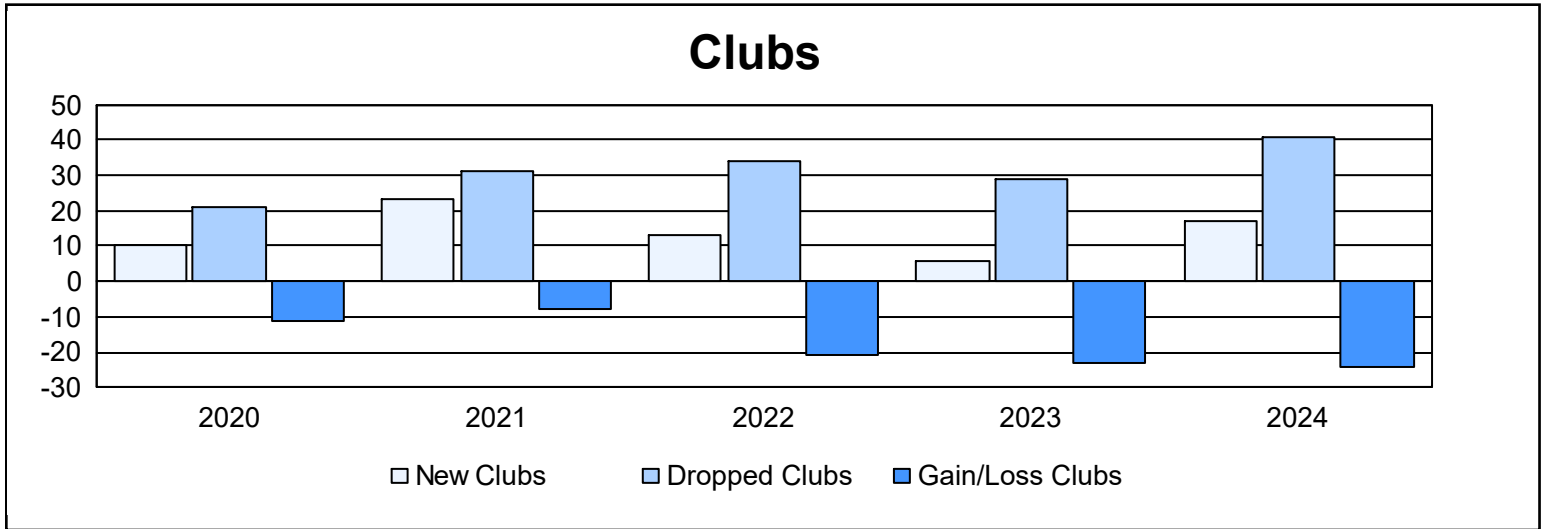
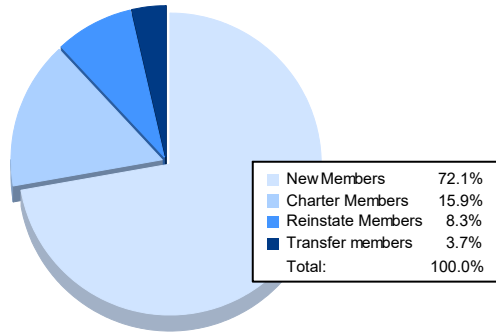


Year	New Clubs	Dropped Clubs	Gain/ Loss Clubs	New Members	Charter Members	Reinstate Members	Transfer Members	Total Member Added	Total Members Dropped	Gain/ Loss Members
2019-2020	10	21	-11	1,878	390	149	135	2,552	3,136	-584
2020-2021	23	31	-8	1,597	808	136	94	2,635	3,344	-709
2021-2022	13	34	-21	2,765	486	220	149	3,620	3,180	440
2022-2023	6	29	-23	2,213	359	263	154	2,989	3,332	-343
2023-2024	17	41	-24	2,281	503	261	118	3,163	3,427	-264
Average	14	31	-17	2,147	509	206	130	2,992	3,284	-292



Membership Composition June 2024 Cumulative



Gender Composition June 2024 Cumulative

