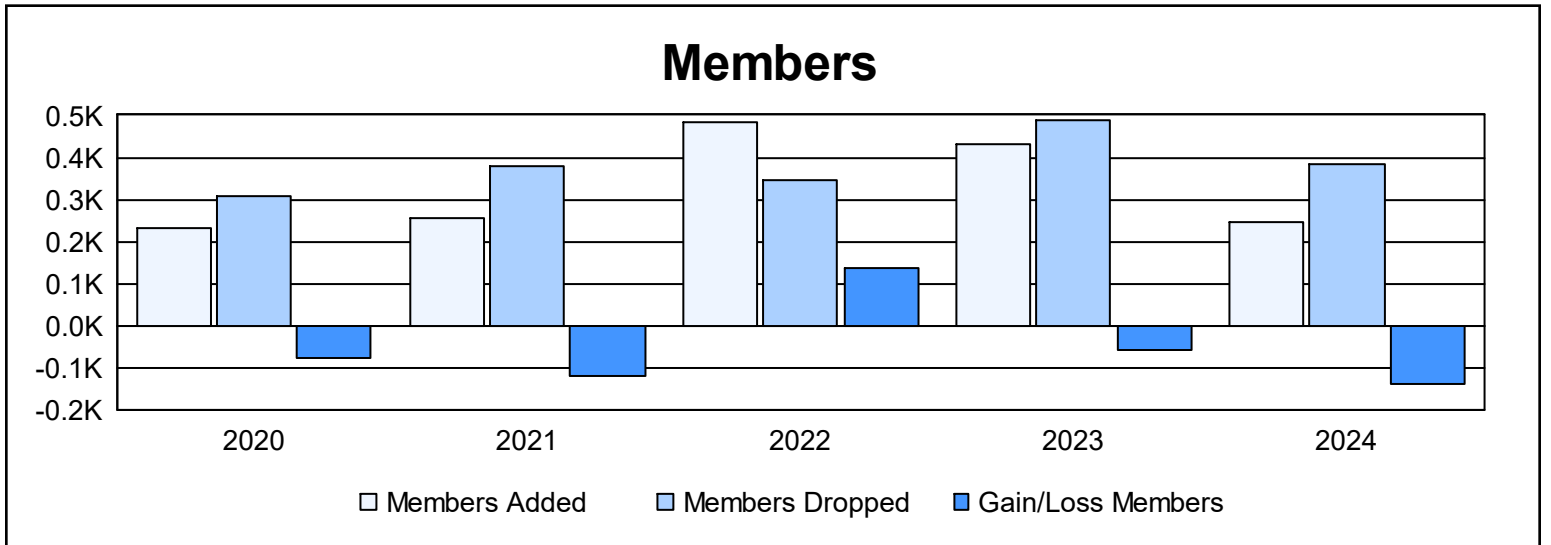
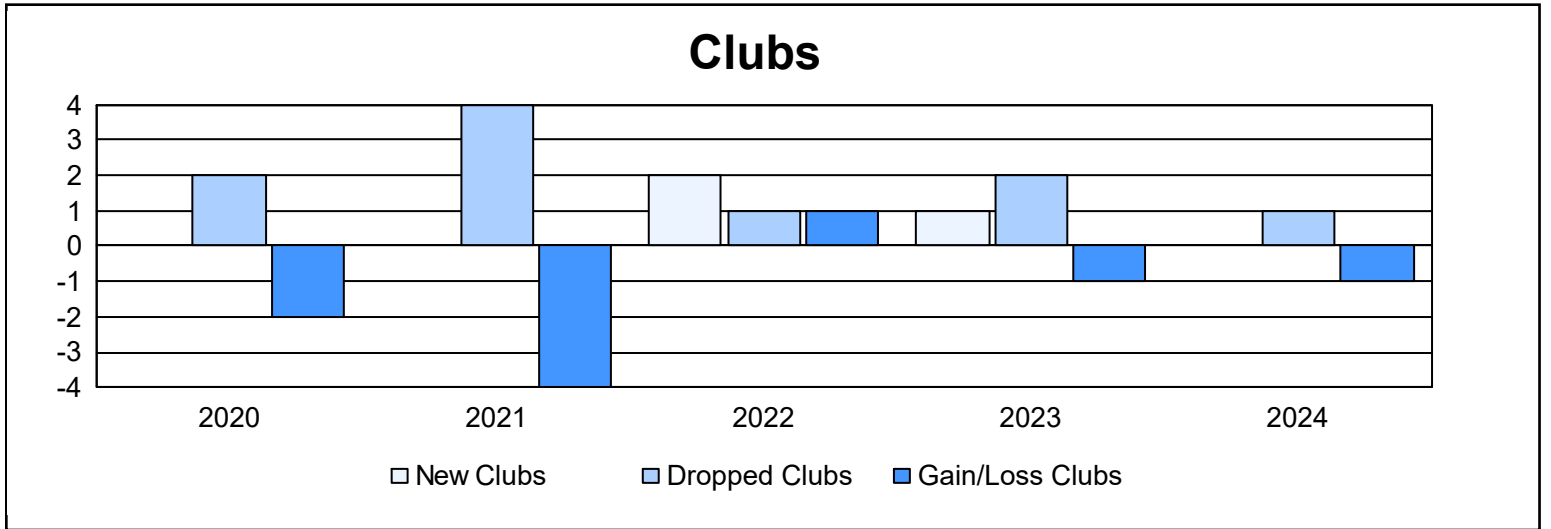
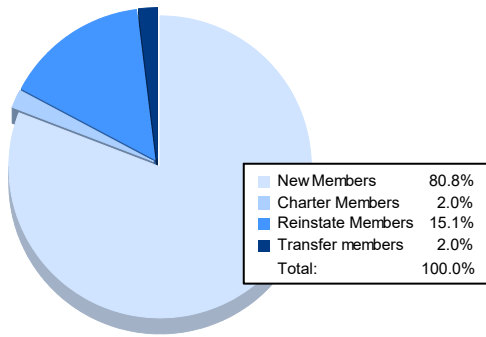


Year	New Clubs	Dropped Clubs	Gain/ Loss Clubs	New Members	Charter Members	Reinstate Members	Transfer Members	Total Member Added	Total Members Dropped	Gain/ Loss Members
2019-2020	0	2	-2	210	0	9	13	232	309	-77
2020-2021	0	4	-4	233	1	19	3	256	377	-121
2021-2022	2	1	1	390	44	44	5	483	347	136
2022-2023	1	2	-1	358	26	42	6	432	488	-56
2023-2024	0	1	-1	198	5	37	5	245	385	-140
<b>Average</b>	<b>1</b>	<b>2</b>	<b>-1</b>	<b>278</b>	<b>15</b>	<b>30</b>	<b>6</b>	<b>330</b>	<b>381</b>	<b>-52</b>



### Membership Composition June 2024 Cumulative



### Gender Composition June 2024 Cumulative

