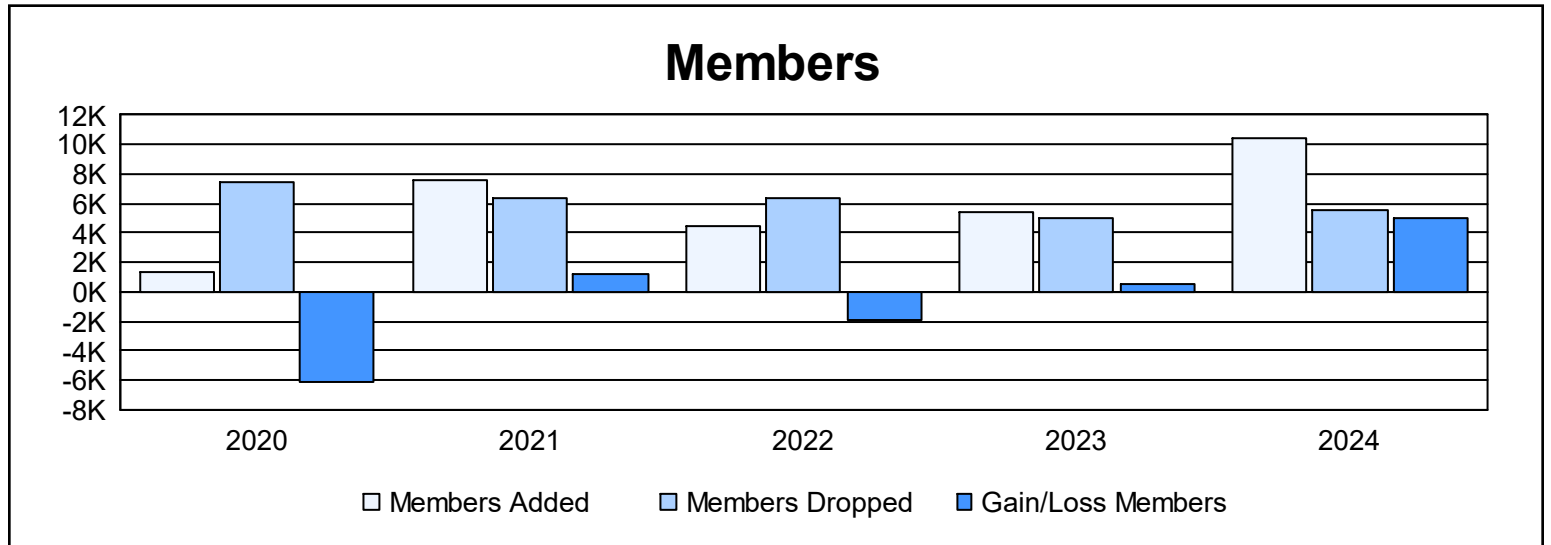
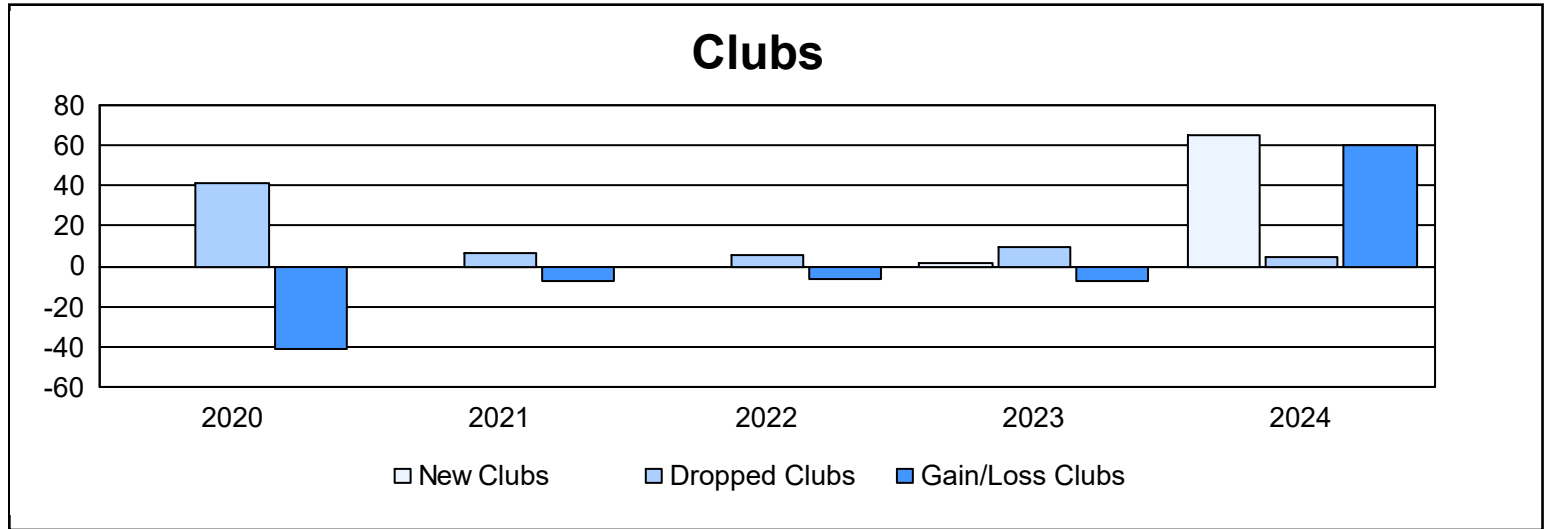
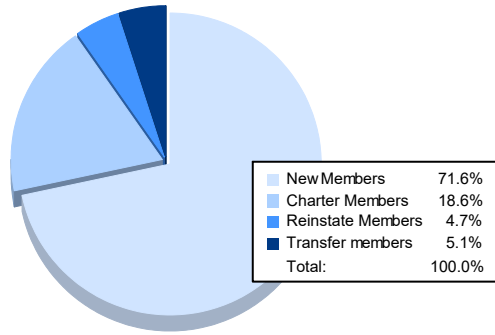


| Year | New Clubs | Dropped Clubs | Gain/ Loss Clubs | New Members | Charter Members | Reinstate Members | Transfer Members | Total Member Added | Total Members Dropped | Gain/ Loss Members |
|----------------|-----------|---------------|------------------|--------------|-----------------|-------------------|------------------|--------------------|-----------------------|--------------------|
| 2019-2020 | 0 | 41 | -41 | 83 | 578 | 340 | 380 | 1,381 | 7,486 | -6,105 |
| 2020-2021 | 0 | 7 | -7 | 5,778 | 648 | 451 | 692 | 7,569 | 6,340 | 1,229 |
| 2021-2022 | 0 | 6 | -6 | 3,006 | 605 | 498 | 404 | 4,513 | 6,394 | -1,881 |
| 2022-2023 | 2 | 9 | -7 | 4,323 | 399 | 358 | 392 | 5,472 | 4,947 | 525 |
| 2023-2024 | 65 | 5 | 60 | 7,507 | 1,952 | 491 | 532 | 10,482 | 5,527 | 4,955 |
| Average | 13 | 14 | 0 | 4,139 | 836 | 428 | 480 | 5,883 | 6,139 | -255 |



Membership Composition June 2024 Cumulative



Gender Composition June 2024 Cumulative

