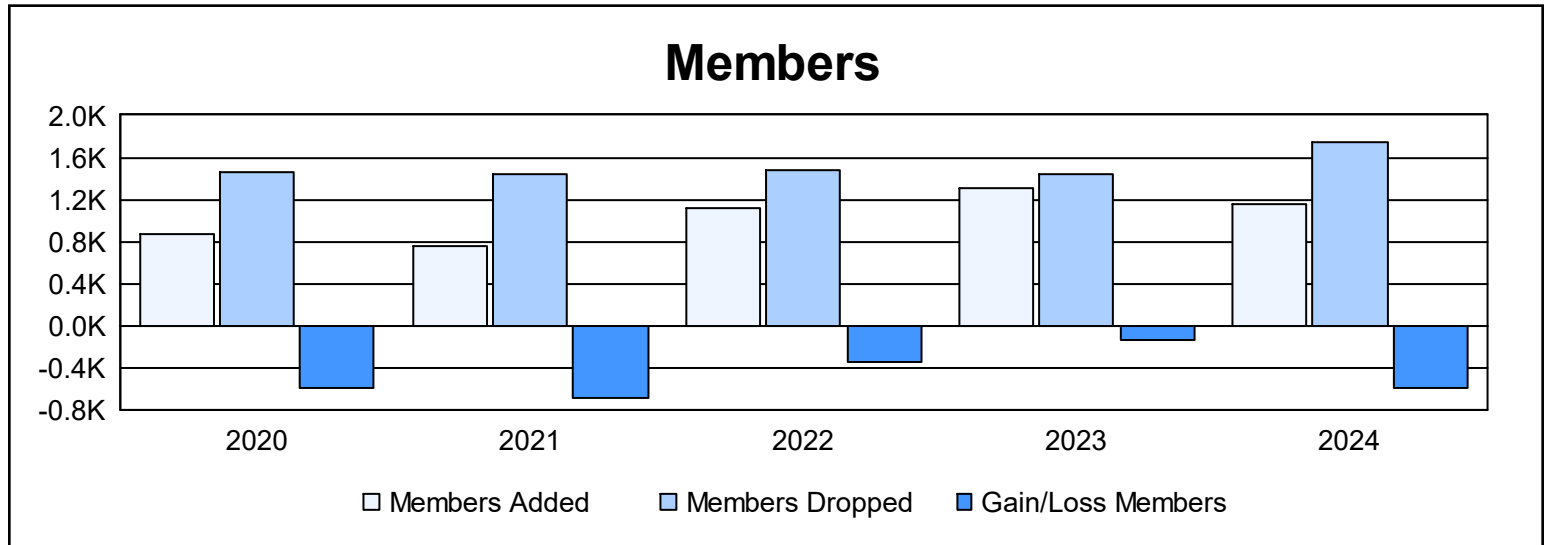
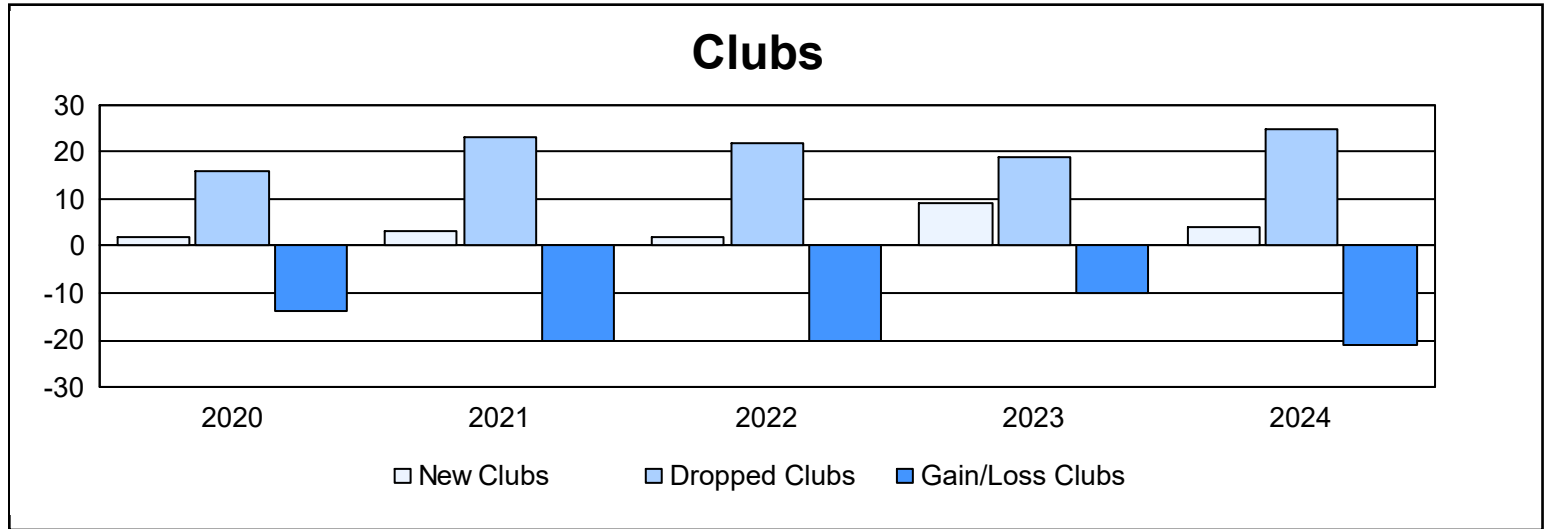
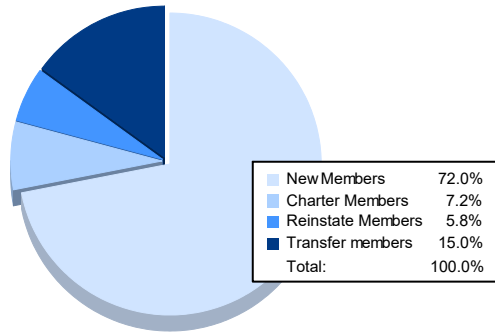


| Year | New Clubs | Dropped Clubs | Gain/ Loss Clubs | New Members | Charter Members | Reinstate Members | Transfer Members | Total Member Added | Total Members Dropped | Gain/ Loss Members |
|----------------|-----------|---------------|------------------|-------------|-----------------|-------------------|------------------|--------------------|-----------------------|--------------------|
| 2019-2020 | 2 | 16 | -14 | 629 | 73 | 51 | 112 | 865 | 1,456 | -591 |
| 2020-2021 | 3 | 23 | -20 | 538 | 96 | 31 | 93 | 758 | 1,438 | -680 |
| 2021-2022 | 2 | 22 | -20 | 888 | 75 | 41 | 116 | 1,120 | 1,469 | -349 |
| 2022-2023 | 9 | 19 | -10 | 881 | 280 | 51 | 102 | 1,314 | 1,448 | -134 |
| 2023-2024 | 4 | 25 | -21 | 827 | 83 | 67 | 172 | 1,149 | 1,743 | -594 |
| Average | 4 | 21 | -17 | 753 | 121 | 48 | 119 | 1,041 | 1,511 | -470 |



Membership Composition June 2024 Cumulative



Gender Composition June 2024 Cumulative

