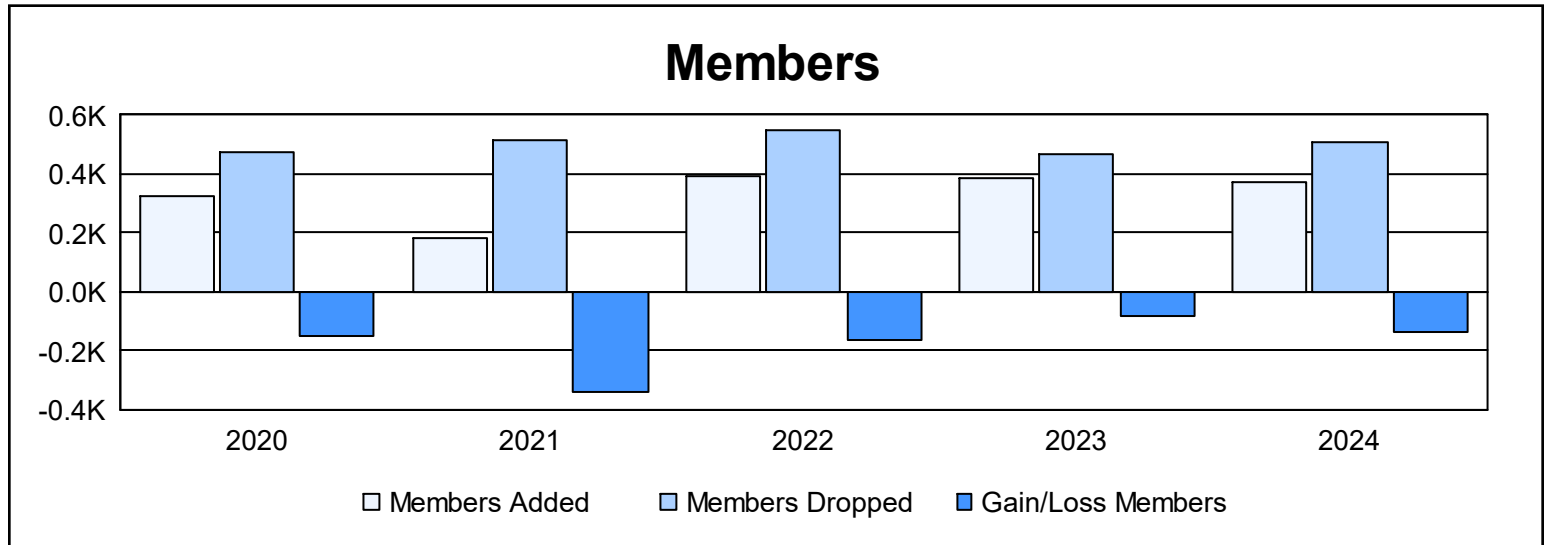
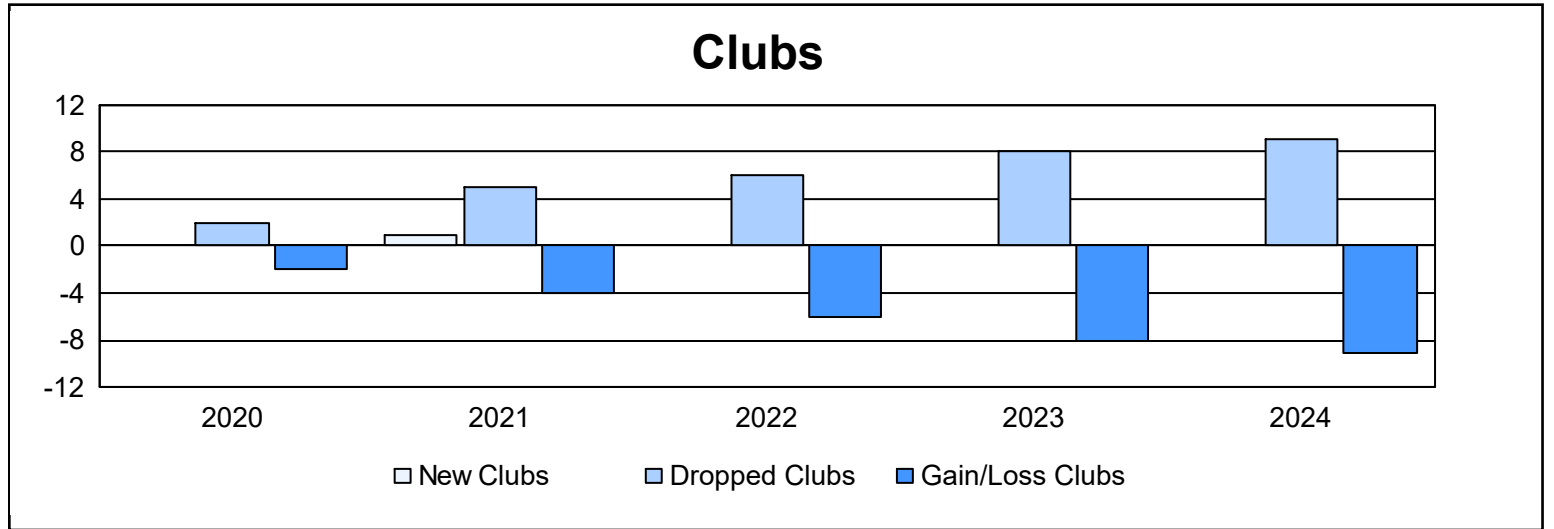
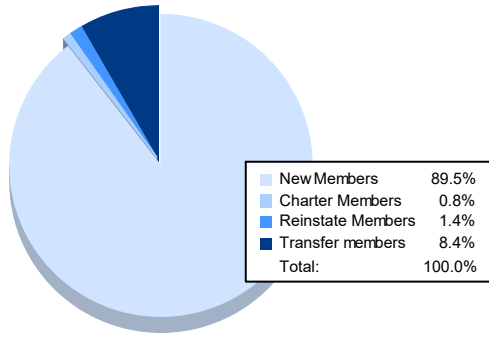


Year	New Clubs	Dropped Clubs	Gain/ Loss Clubs	New Members	Charter Members	Reinstate Members	Transfer Members	Total Member Added	Total Members Dropped	Gain/ Loss Members
2019-2020	0	2	-2	301	1	1	24	327	474	-147
2020-2021	1	5	-4	141	24	3	12	180	517	-337
2021-2022	0	6	-6	337	6	4	43	390	551	-161
2022-2023	0	8	-8	362	0	9	15	386	468	-82
2023-2024	0	9	-9	331	3	5	31	370	507	-137
<b>Average</b>	<b>0</b>	<b>6</b>	<b>-6</b>	<b>294</b>	<b>7</b>	<b>4</b>	<b>25</b>	<b>331</b>	<b>503</b>	<b>-173</b>



### Membership Composition June 2024 Cumulative



### Gender Composition June 2024 Cumulative

