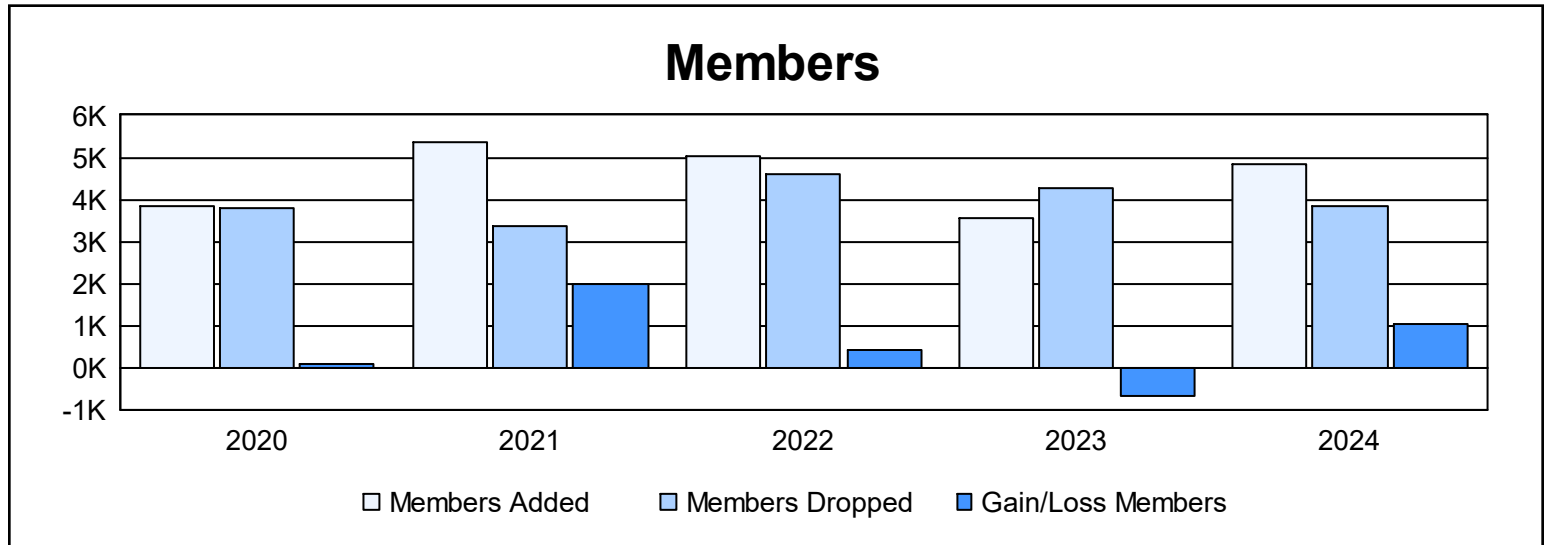
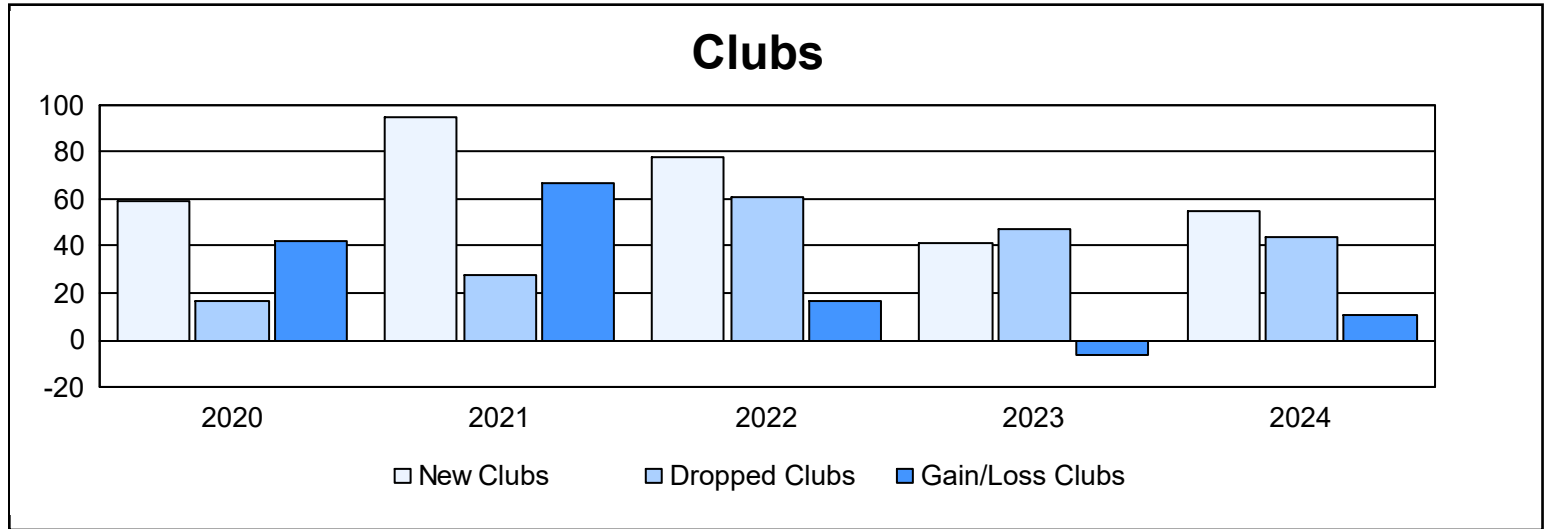
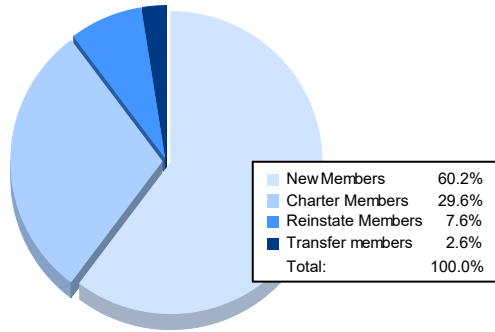


Year	New Clubs	Dropped Clubs	Gain/Loss Clubs	New Members	Charter Members	Reinstate Members	Transfer Members	Total Member Added	Total Members Dropped	Gain/Loss Members
2019-2020	59	17	42	1,871	1,621	291	63	3,846	3,779	67
2020-2021	95	28	67	2,801	2,373	118	70	5,362	3,358	2,004
2021-2022	78	61	17	2,649	2,131	184	56	5,020	4,594	426
2022-2023	41	47	-6	2,011	1,375	104	75	3,565	4,250	-685
2023-2024	55	44	11	2,916	1,435	367	126	4,844	3,824	1,020
Average	66	39	26	2,450	1,787	213	78	4,527	3,961	566



Membership Composition June 2024 Cumulative



Gender Composition June 2024 Cumulative

